

# COVER SHEET

## for AUDITED FINANCIAL STATEMENTS

SEC Registration Number

A	1	9	9	6	0	4	8	0	1
---	---	---	---	---	---	---	---	---	---

### COMPANY NAME

P	E	T	R	O	G	E	N		I	N	S	U	R	A	N	C	E		C	O	R	P	O	R	A	T	I	O	N		
(	A		W	h	o	l	i	y	-	o	w	n	e	d		S	u	b	s	i	d	i	a	r	y		o	f			
P	e	t	r	o	n		C	o	r	p	o	r	a	t	i	o	n	)													

### PRINCIPAL OFFICE ( No. / Street / Barangay / City / Town / Province)

S	M	C		H	e	a	d		O	f	f	i	c	e		C	o	m	p	l	e	x								
4	0			S	a	n		M	i	g	u	e	l		A	v	e	n	u	e										
M	a	n	d	a	l	u	y	o	n	g		C	i	t	y															

Form Type

A A F S

Department requiring the report

Secondary License Type, If Applicable

### COMPANY INFORMATION

Company's email Address

NA

Company's Telephone Number/s

886-3888

Mobile Number

NA

No. of Stockholders

6

Annual Meeting (Month / Day)

March 13

Fiscal Year (Month / Day)

December 31

### CONTACT PERSON INFORMATION

The designated contact person **MUST** be an Officer of the Corporation

Name of Contact Person

Mark Tristan D. Caparas

Email Address

mdcaparas@petron.com

Telephone Number/s

886 - 3888

Mobile Number

NA

### CONTACT PERSON'S ADDRESS

--

**Note 1:** In case of death, resignation or cessation of office of the officer designated as contact person, such incident shall be reported to the Commission within thirty (30) calendar days from the occurrence thereof with information and complete contact details of the new contact person designated.

**2:** All Boxes must be properly and completely filled-up. Failure to do so shall cause the delay in updating the corporation's records with the Commission and/or non-receipt of Notice of Deficiencies. Further, non-receipt of Notice of Deficiencies shall not excuse the corporation from liability for its deficiencies.

**PETROGEN INSURANCE CORPORATION**  
**(A Wholly-owned Subsidiary of Petron Corporation)**

**FINANCIAL STATEMENTS**  
**December 31, 2018 and 2017**



R.G. Manabat & Co.  
The KPMG Center, 9/F  
6787 Ayala Avenue, Makati City  
Philippines 1226  
Telephone +63 (2) 885 7000  
Fax +63 (2) 894 1985  
Internet www.kpmg.com.ph  
Email ph-inquiry@kpmg.com.ph

**REPORT OF INDEPENDENT AUDITORS  
TO ACCOMPANY FINANCIAL STATEMENTS FOR FILING  
WITH THE BUREAU OF INTERNAL REVENUE**

The Board of Directors and Stockholders  
**Petrogen Insurance Corporation**  
SMC Head Office Complex  
40 San Miguel Avenue, Mandaluyong City

We have audited the accompanying financial statements of Petrogen Insurance Corporation (the Company), a wholly-owned subsidiary of Petron Corporation, as at and for the year ended December 31, 2018, on which we have rendered our report dated March 12, 2019.

In compliance with Revenue Regulations V-20, we are stating that no partner of our Firm is related by consanguinity or affinity to the president, manager or principal stockholder of the Company.

**R.G. MANABAT & CO.**

*Vanessa P. Macamos*

VANESSA P. MACAMOS  
Partner  
CPA License No. 0102309  
IC Accreditation No. F-2017-017-O, valid until November 26, 2020  
SEC Accreditation No. 1619-A, Group A, valid until March 15, 2020  
Tax Identification No. 920-961-311  
BIR Accreditation No. 08-001987-38-2016  
Issued December 16, 2016; valid until December 15, 2019  
PTR No. MKT 7333621  
Issued January 3, 2019 at Makati City

March 12, 2019  
Makati City, Metro Manila







R.G. Manabat & Co.  
The KPMG Center, 9/F  
6787 Ayala Avenue, Makati City  
Philippines 1226  
Telephone +63 (2) 885 7000  
Fax +63 (2) 894 1985  
Internet www.kpmg.com.ph  
Email ph-inquiry@kpmg.com.ph

## REPORT OF INDEPENDENT AUDITORS

The Board of Directors and Stockholders  
**Petrogen Insurance Corporation**  
SMC Head Office Complex  
40 San Miguel Avenue, Mandaluyong City



### Report on the Audit of the Financial Statements

#### *Opinion*

We have audited the financial statements of Petrogen Insurance Corporation (the Company), a wholly-owned subsidiary of Petron Corporation, which comprise the statements of financial position as at December 31, 2018 and 2017, and the statements of income, statements of comprehensive income, statements of changes in equity and statements of cash flows for the years then ended, and notes, comprising significant accounting policies and other explanatory information.

In our opinion, the accompanying financial statements present fairly, in all material respects, the financial position of the Company as at December 31, 2018 and 2017, and its financial performance and its cash flows for the years then ended in accordance with Philippine Financial Reporting Standards (PFRS).

#### *Basis for Opinion*

We conducted our audits in accordance with Philippine Standards on Auditing (PSA). Our responsibilities under those standards are further described in the *Auditors Responsibilities for the Audit of the Financial Statements* section of our report. We are independent of the Company in accordance with the Code of Ethics for Professional Accountants in the Philippines (Code of Ethics) together with the ethical requirements that are relevant to our audit of the financial statements in the Philippines, and we have fulfilled our other ethical responsibilities in accordance with these requirements and the Code of Ethics. We believe that the audit evidence we have obtained is sufficient and appropriate to provide a basis for our opinion.





## *Responsibilities of Management and Those Charged with Governance for the Financial Statements*

Management is responsible for the preparation and fair presentation of the financial statements in accordance with PFRS, and for such internal control as management determines is necessary to enable the preparation of financial statements that are free from material misstatement, whether due to fraud or error.

In preparing the financial statements, management is responsible for assessing the Company's ability to continue as a going concern, disclosing, as applicable, matters related to going concern and using the going concern basis of accounting unless management either intends to liquidate the Company or to cease operations, or has no realistic alternative but to do so.

Those charged with governance are responsible for overseeing the Company's financial reporting process.

## *Auditors' Responsibilities for the Audit of the Financial Statements*

Our objectives are to obtain reasonable assurance about whether the financial statements as a whole are free from material misstatement, whether due to fraud or error, and to issue an auditors' report that includes our opinion. Reasonable assurance is a high level of assurance, but is not a guarantee that an audit conducted in accordance with PSA will always detect a material misstatement when it exists. Misstatements can arise from fraud or error and are considered material if, individually or in the aggregate, they could reasonably be expected to influence the economic decisions of users taken on the basis of these financial statements.

As part of an audit in accordance with PSA, we exercise professional judgment and maintain professional skepticism throughout the audit. We also:

- Identify and assess the risks of material misstatement of the financial statements, whether due to fraud or error, design and perform audit procedures responsive to those risks, and obtain audit evidence that is sufficient and appropriate to provide a basis for our opinion. The risk of not detecting a material misstatement resulting from fraud is higher than for one resulting from error, as fraud may involve collusion, forgery, intentional omissions, misrepresentations, or the override of internal control.
- Obtain an understanding of internal control relevant to the audit in order to design audit procedures that are appropriate in the circumstances, but not for the purpose of expressing an opinion on the effectiveness of the Company's internal control.
- Evaluate the appropriateness of accounting policies used and the reasonableness of accounting estimates and related disclosures made by management.
- Conclude on the appropriateness of management's use of the going concern basis of accounting and, based on the audit evidence obtained, whether a material uncertainty exists related to events or conditions that may cast significant doubt on the Company's ability to continue as a going concern. If we conclude that a material uncertainty exists, we are required to draw attention in our auditors' report to the related disclosures in the financial statements or, if such disclosures are inadequate, to modify our opinion. Our conclusions are based on the audit evidence obtained up to the date of our auditors' report. However, future events or conditions may cause the Company to cease to continue as a going concern.

Date

APR 15 2019





- Evaluate the overall presentation, structure and content of the financial statements, including the disclosures, and whether the financial statements represent the underlying transactions and events in a manner that achieves fair presentation.

We communicate with those charged with governance regarding, among other matters, the planned scope and timing of the audit and significant audit findings, including any significant deficiencies in internal control that we identify during our audits.

**Report on the Supplementary Information Required Under Revenue Regulations No. 15-2010 of the Bureau of Internal Revenue**

The supplementary information required for purposes of filing the Bureau of Internal Revenue is presented by the management of Petrogen Insurance Corporation in a separate schedule. Such supplementary information is not a required part of the basic financial statements. Our opinion on the basic financial statements is not affected by the presentation of the supplementary information on a separate schedule.

**R.G. MANABAT & CO.**

*Vanessa P. Macamos*

**VANESSA P. MACAMOS**

Partner

CPA License No. 0102309

IC Accreditation No. F-2017-017-O, valid until November 26, 2020

SEC Accreditation No. 1619-A, Group A, valid until March 15, 2020

Tax Identification No. 920-961-311

BIR Accreditation No. 08-001987-38-2016

Issued December 16, 2016; valid until December 15, 2019

PTR No. MKT 7333621

Issued January 3, 2019 at Makati City



March 12, 2019

Makati City, Metro Manila



R.G. Manabat & Co.  
The KPMG Center, 9/F  
6787 Ayala Avenue, Makati City  
Philippines 1226  
Telephone +63 (2) 885 7000  
Fax +63 (2) 894 1985  
Internet www.kpmg.com.ph  
Email ph-inquiry@kpmg.com.ph

**REPORT OF INDEPENDENT AUDITORS  
TO ACCOMPANY FINANCIAL STATEMENTS FOR FILING  
WITH THE SECURITIES AND EXCHANGE COMMISSION**

The Board of Directors and Stockholders  
**Petrogen Insurance Corporation**  
SMC Head Office Complex  
40 San Miguel Avenue, Mandaluyong City


We have audited the accompanying financial statements of Petrogen Insurance Corporation (the Company), a wholly-owned subsidiary of Petron Corporation, as at and for the year ended December 31, 2018, on which we have rendered our report dated March 12, 2019.

In compliance with Securities Regulation Code Rule 68, As Amended, we are stating that the said Company has one (1) stockholder owning one hundred (100) or more shares.

**R.G. MANABAT & CO.**

*Vanessa P. Macamos*

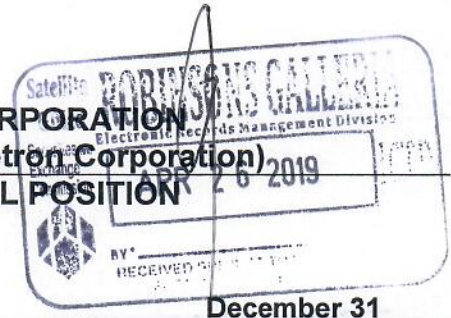
**VANESSA P. MACAMOS**  
Partner  
CPA License No. 0102309  
IC Accreditation No. F-2017-017-O, valid until November 26, 2020  
SEC Accreditation No. 1619-A, Group A, valid until March 15, 2020  
Tax Identification No. 920-961-311  
BIR Accreditation No. 08-001987-38-2016  
Issued December 16, 2016; valid until December 15, 2019  
PTR No. MKT 7333621  
Issued January 3, 2019 at Makati City



March 12, 2019  
Makati City, Metro Manila



**PETROGEN INSURANCE CORPORATION**  
**(A Wholly-owned Subsidiary of Petron Corporation)**  
**STATEMENTS OF FINANCIAL POSITION**



**December 31**

	<i>Note</i>	2018	2017
<b>ASSETS</b>			
Cash and cash equivalents	6	<b>P357,611,605</b>	P288,361,479
Insurance receivables - net	7	<b>122,579,176</b>	177,935,983
Investments in debt securities	8	<b>378,476,126</b>	361,949,591
Deferred reinsurance premiums	9	<b>37,550,402</b>	44,734,544
Property and equipment - net	10	<b>44,374</b>	76,928
Deferred tax assets	21	<b>3,092,787</b>	2,353,523
Other assets	11	<b>13,483,986</b>	17,598,120
		<b>P912,838,456</b>	P893,010,168
<b>LIABILITIES AND EQUITY</b>			
<b>Liabilities</b>			
Insurance liabilities	12	<b>P109,889,562</b>	P179,076,470
Due to reinsurers - net	13	<b>46,719,745</b>	29,946,300
Accrued expenses and other liabilities	14	<b>17,532,082</b>	17,321,125
Deferred reinsurance commission	15	<b>1,366,157</b>	2,101,652
		<b>175,507,546</b>	228,445,547
<b>Equity</b>			
Capital stock	16	<b>350,000,000</b>	335,000,000
Contributed surplus		<b>25,000,000</b>	25,000,000
Remeasurement of investments in debt securities - net of deferred tax	8	<b>(8,471,146)</b>	(804,315)
Retained earnings	16	<b>370,802,056</b>	305,368,936
		<b>737,330,910</b>	664,564,621
		<b>P912,838,456</b>	P893,010,168

*See Notes to the Financial Statements.*





**PETROGEN INSURANCE CORPORATION**  
**(A Wholly-owned Subsidiary of Petron Corporation)**  
**STATEMENTS OF INCOME**

		Years Ended December 31	
	Note	2018	2017
<b>UNDERWRITING INCOME</b>			
Gross premiums written	12, 17	P600,820,356	P591,776,619
Premiums ceded	9, 17	(562,773,419)	(557,980,036)
Net premiums retained		38,046,937	33,796,583
Decrease (increase) in reserve for unearned premiums - net of change in deferred reinsurance premiums	17	1,028,130	(686,279)
Net premiums earned	17	39,075,067	33,110,304
Reinsurance commission	15	14,007,494	12,506,602
<b>GROSS UNDERWRITING INCOME</b>		<b>53,082,561</b>	<b>45,616,906</b>
<b>UNDERWRITING EXPENSES - NET</b>	12	<b>8,911,200</b>	<b>16,776,393</b>
<b>NET UNDERWRITING INCOME</b>		<b>44,171,361</b>	<b>28,840,513</b>
<b>INTEREST INCOME CALCULATED USING THE EFFECTIVE INTEREST METHOD</b>	6, 8, 18	<b>24,261,306</b>	<b>17,909,082</b>
<b>OTHER INCOME - Net</b>	19	<b>51,921,575</b>	<b>49,871,734</b>
<b>INCOME AFTER INTEREST AND OTHER INCOME</b>		<b>120,354,242</b>	<b>96,621,329</b>
<b>GENERAL AND ADMINISTRATIVE EXPENSES</b>	20	<b>17,496,896</b>	<b>14,109,314</b>
<b>INCOME BEFORE INCOME TAX</b>		<b>102,857,346</b>	<b>82,512,015</b>
<b>INCOME TAX EXPENSE</b>	21	<b>22,274,226</b>	<b>16,511,618</b>
<b>NET INCOME</b>		<b>P80,583,120</b>	<b>P66,000,397</b>

See Notes to the Financial Statements.



**PETROGEN INSURANCE CORPORATION**  
**(A Wholly-owned Subsidiary of Petron Corporation)**  
**STATEMENTS OF COMPREHENSIVE INCOME**

		<b>Years Ended December 31</b>	
	<i>Note</i>	<b>2018</b>	<b>2017</b>
<b>NET INCOME</b>		<b>P80,583,120</b>	<b>P66,000,397</b>
<b>OTHER COMPREHENSIVE LOSS - net of tax</b>			
<b>Items that are or may be reclassified subsequently to profit or loss</b>			
Net change in fair value of investments in debt securities - net of deferred tax	8	<b>(8,618,851)</b>	<b>(1,731,863)</b>
Net change in fair value of investments in debt securities reclassified to profit or loss - net of deferred tax	8	<b>424,255</b>	<b>268,190</b>
		<b>(8,194,596)</b>	<b>(1,463,673)</b>
<b>TOTAL COMPREHENSIVE INCOME</b>		<b>P72,388,524</b>	<b>P64,536,724</b>

*See Notes to the Financial Statements.*







**PETROGEN INSURANCE CORPORATION**  
**(A Wholly-owned Subsidiary of Petron Corporation)**

**STATEMENTS OF CHANGES IN EQUITY**  
**FOR THE YEARS ENDED DECEMBER 31, 2018 AND 2017**

	Note	Capital Stock (Note 16)	Contributed Surplus	Remeasurement of Investments in Debt Securities - net of deferred tax (Note 8)	Retained Earnings (Note 16)	Total Equity
Balance at December 31, 2017		P335,000,000	P25,000,000	(P804,315)	P305,368,936	P664,564,621
<b>Remeasurement due to adoption of Philippine Financial Reporting Standard 9 - net of deferred tax</b>	<b>8</b>	-	-	<b>527,765</b>	-	<b>527,765</b>
Balance at January 1, 2018, as restated		335,000,000	25,000,000	(276,550)	305,368,936	665,092,386
Net income		-	-	-	80,583,120	80,583,120
Other comprehensive loss		-	-	(8,194,596)	-	(8,194,596)
<b>Total comprehensive income (loss)</b>		-	-	(8,194,596)	80,583,120	72,388,524
Stock dividend		15,000,000	-	-	(15,000,000)	-
Documentary stamp tax (DST) on issuance of capital stock		-	-	-	(150,000)	(150,000)
<b>Balance at December 31, 2018</b>		<b>P350,000,000</b>	<b>P25,000,000</b>	<b>(P8,471,146)</b>	<b>P370,802,056</b>	<b>P737,330,910</b>
Balance at January 1, 2017		P270,000,000	P25,000,000	P659,358	P304,693,539	P600,352,897
Net income		-	-	-	66,000,397	66,000,397
Other comprehensive loss		-	-	(1,463,673)	-	(1,463,673)
<b>Total comprehensive income (loss)</b>		-	-	(1,463,673)	66,000,397	64,536,724
Stock dividend		65,000,000	-	-	(65,000,000)	-
DST on issuance of capital stock		-	-	-	(325,000)	(325,000)
Balance at December 31, 2017		P335,000,000	P25,000,000	(P804,315)	P305,368,936	P664,564,621

See Notes to the Financial Statements.



**PETROGEN INSURANCE CORPORATION**  
**(A Wholly-owned Subsidiary of Petron Corporation)**  
**STATEMENTS OF CASH FLOWS**

		Years Ended December 31	
	Note	2018	2017
<b>CASH FLOWS FROM OPERATING ACTIVITIES</b>			
Income before income tax		P102,857,346	P82,512,015
Adjustments for:			
Interest income	18	(24,261,306)	(17,909,082)
Unrealized foreign exchange loss - net	19	1,368,938	1,587,652
Increase (decrease) in reserve for unearned premiums - net of change in deferred reinsurance premiums	17	(1,028,130)	686,279
Decrease (increase) in deferred reinsurance commission	15	(735,495)	834,739
Depreciation	10, 20	32,554	35,472
Operating income before working capital changes		78,233,907	67,747,075
Changes in operating assets and liabilities			
Decrease (increase) in:			
Insurance receivables - net		55,509,673	(49,220,174)
Other assets	11	4,737,186	1,539,859
Increase (decrease) in:			
Claims and losses payable and IBNR	12	(60,974,636)	64,785,460
Due to reinsurers - net		16,725,599	8,962,636
Accrued expenses and other liabilities	14	210,957	2,383,405
Cash generated from operations		94,442,686	96,198,261
Income taxes paid		(22,893,718)	(18,250,589)
Net cash provided by operating activities		71,548,968	77,947,672
<b>CASH FLOWS FROM INVESTING ACTIVITIES</b>			
Acquisitions of investments in debt securities at amortized cost	8	(55,000,000)	(131,150,229)
Proceeds from maturity of investments in debt securities at amortized cost	8	30,000,000	70,000,000
Interest received		24,325,117	19,045,225
Acquisitions of property and equipment	10	-	(72,612)
Net cash used in investing activities		(674,883)	(42,177,616)
<b>CASH FLOWS FROM FINANCING ACTIVITY</b>			
Payment of DST on issuance of capital stock		(150,000)	(325,000)
<b>NET INCREASE IN CASH AND CASH EQUIVALENTS</b>		<b>70,724,085</b>	<b>35,445,056</b>
<b>NET EFFECT OF EXCHANGE RATE CHANGES ON CASH AND CASH EQUIVALENTS</b>		<b>(1,473,959)</b>	<b>(1,587,652)</b>
<b>CASH AND CASH EQUIVALENTS AT BEGINNING OF YEAR</b>		<b>288,361,479</b>	<b>254,504,075</b>
<b>CASH AND CASH EQUIVALENTS AT END OF YEAR</b>	<b>6</b>	<b>P357,611,605</b>	<b>P288,361,479</b>

See Notes to the Financial Statements.

Date **APR 15 2019** TSIS



**PETROGEN INSURANCE CORPORATION**  
**(A Wholly-owned Subsidiary of Petron Corporation)**

---

**NOTES TO THE FINANCIAL STATEMENTS**

---

**1. Reporting Entity**

Petrogen Insurance Corporation (the Company) was incorporated in the Philippines on August 23, 1996. The Company is presently engaged in the business and operation of all kinds of insurance and reinsurance, on sea as well as on land, of properties, goods and merchandise, of transportation or conveyance, against fire, earthquake, marine perils, accidents and all other forms and lines of insurance authorized by law, except life insurance.

The Company is a wholly-owned subsidiary of Petron Corporation (Petron), a company incorporated and domiciled in the Philippines and whose shares are listed in the Philippine Stock Exchange.

The Company's ultimate parent is Top Frontier Investments Holdings, Inc.

The Company has Certificate of Authority No. 2019/84-R issued by the Insurance Commission (IC) to transact in a non-life insurance business until December 31, 2021.

The Company's principal and registered office address is at SMC Head Office Complex, 40 San Miguel Avenue, Mandaluyong City.

**2. Basis of Preparation**

Statement of Compliance

The financial statements have been prepared in compliance with Philippine Financial Reporting Standards (PFRS). PFRS are based on International Financial Reporting Standards (IFRS) issued by the International Accounting Standards Board. PFRS consists of PFRS, Philippine Accounting Standards (PAS) and Philippine Interpretations issued by the Financial Reporting Standards Council (FRSC).

The accompanying financial statements of the Company as at and for the year ended December 31, 2018 were authorized for issue by the Board of Directors (BOD) on March 11, 2019.

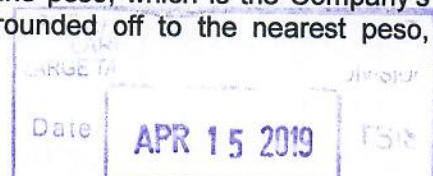
This is the first set of the Company's annual financial statements in which PFRS 15 *Revenue from Contracts with Customers* and PFRS 9 *Financial Instruments* have been applied. Changes to significant accounting policies are described in Note 3.

Basis of Measurement

The financial statements of the Company have been prepared on a historical cost basis, except for financial assets classified as investments in debt securities at fair value through other comprehensive income (FVOCI), which is stated at fair value.

Functional and Presentation Currency

The financial statements are presented in Philippine peso, which is the Company's functional currency. All financial information is rounded off to the nearest peso, except when otherwise indicated.



#### Presentation of Financial Statements

The Company presents its statements of financial position in a manner that the presentation provides information that is reliable and relevant. An analysis regarding recovery or settlement within 12 months after reporting date (current) and more than 12 months after reporting date (non-current) is presented in Note 25.

---

### **3. Summary of Significant Accounting Policies**

The accounting policies set out below have been applied consistently to all years presented in the financial statements, except for the changes in accounting policies as explained below.

#### Adoption of New Standards, Amendments to Standards and Interpretation

The Company has adopted the following new standards, amendments to standards and interpretation starting January 1, 2018 and accordingly, changed its accounting policies. Except as otherwise indicated, the adoption of these new standards, amendments to standards and interpretation did not have any significant impact on the Company's financial statements.

- *PFRS 9 Financial Instruments (2014)*, replaces PAS 39 *Financial Instruments: Recognition and Measurement*, and supersedes the previously published versions of PFRS 9 that introduced new classifications and measurement requirements (in 2009 and 2010) and a new hedge accounting model (in 2013).

PFRS 9 includes revised guidance on the classification and measurement of financial assets that reflects the business model in which assets are managed and their cash flow characteristics, including a new forward-looking expected credit loss model for calculating impairment, guidance on own credit risk on financial liabilities measured at fair value and supplements the new general hedge accounting requirements. PFRS 9 incorporates new hedge accounting requirements that represent a major overhaul of hedge accounting and introduces significant improvements by aligning the accounting more closely with risk management.

The Company has applied the requirements of PFRS 9 cumulatively and has not restated the comparative information. The adoption of PFRS 9 has no significant effect on the classification and measurement of financial assets and financial liabilities of the Company except for the effect of the reclassification of certain investments in debt securities. The impact of the reclassification as a result of the adoption of PFRS 9 is disclosed in the subsequent section of the notes to the financial statements.



### Classification and Measurement of Financial Instruments

The Company reassessed the classification of its financial assets and financial liabilities on the date of initial recognition under PFRS 9. The following table shows the original classification categories under PAS 39 and the new classification categories under PFRS 9 for each class of the Company's financial assets as at January 1, 2018. The effect of adopting PFRS 9 on the carrying amounts of financial assets and financial liabilities as at January 1, 2018 relates solely to the new classification and measurement requirements.

	Note	Classification under PAS 39	Classification under PFRS 9	Carrying Amount under PAS 39	Carrying Amount under PFRS 9
<b>Financial assets</b>					
Cash and cash equivalents	6	Loans and receivables	Financial assets at amortized cost	P288,361,479	P288,361,479
Insurance receivables*	5, 7	Loans and receivables	Financial assets at amortized cost	59,168,202	59,168,202
Investments in debt instruments	8	Available-for-sale (AFS) financial assets	Financial assets at amortized cost	200,742,331	201,496,282
Investments in debt securities	8	Available-for-sale (AFS) financial assets	Financial assets at FVOCI	161,207,260	161,207,260
Due from reinsurers	13	Loans and receivables	Financial assets at amortized cost	22,648,509	22,648,509
Other assets**	11	Loans and receivables	Financial assets at amortized cost	2,141,541	2,141,541
Total financial assets				P734,269,322	P735,023,273
<b>Financial liabilities</b>					
Claims and losses payable	12	Other financial liabilities	Other financial liabilities	P129,668,186	P129,668,186
Due to reinsurers	13	Other financial liabilities	Other financial liabilities	52,553,243	52,553,243
Accrued expenses and other liabilities***	14	Other financial liabilities	Other financial liabilities	3,393,075	3,393,075
Total financial liabilities				P185,614,504	P185,614,504

\*Excludes reinsurance recoverable on unpaid losses, reinsurers' share on IBNR and gross of allowance for impairment losses

\*\*The account consists of interest receivable and security deposits.

\*\*\*Excludes payable to regulatory agencies and deferred credits.

Cash and cash equivalents, insurance receivables, due from reinsurers, accrued interest receivable, and security deposits that were classified as loans and receivables under PAS 39 are now classified as financial assets at amortized cost. The classification of the Company's financial liabilities in PAS 39 remained the same under PFRS 9. Moreover, the carrying amount of the aforementioned financial assets and financial liabilities under PAS 39 and PFRS 9 as at January 1, 2018 did not change.

Certain investments in debt securities amounting to P200.74 million as at January 1, 2018 categorized as available-for-sale under PAS 39 are held by the Company in compliance with capital investments requirement of Section 209 of the Amended Insurance Code. Given that these investment in debt securities will be held until maturity and that the cash flows are solely payments of principal and interest (SPPI), these were classified as at amortized cost under PFRS 9. The remaining investments in debt securities amounting to P161.21 million as at January 1, 2018 were classified as FVOCI. The reconciliation of the carrying amounts of investments in debt securities under PAS 39 to the carrying amounts under PFRS 9 on transition to PFRS 9 on January 1, 2018 are disclosed in Note 8.

### Impairment

The Company recognizes an allowance for impairment based on either 12-month or lifetime expected credit losses, depending on whether there has been a significant increase in credit risk since initial recognition. The Company's accounting policy for setting impairment is discussed in the subsequent section of the notes to the financial statements.

The impairment has no material impact on the Company and therefore the adoption of PFRS 9 on January 1, 2018 did not have any material impact on the Company's financial position, results of operations or cash flows.

- PFRS 15 *Revenue from Contracts with Customers* replaces PAS 11 *Construction Contracts*, PAS 18 *Revenue*, IFRIC 13 *Customer Loyalty Programmes*, IFRIC 18 *Transfer of Assets from Customers* and SIC-31 *Revenue - Barter Transactions Involving Advertising Services*

The new standard introduces a new revenue recognition model for contracts with customers which specifies that revenue should be recognized when (or as) a company transfers control of goods or services to a customer at the amount to which the Company expects to be entitled.

PFRS 15 requires a contract with a customer to be legally enforceable and to meet certain criteria to be within the scope of the standard and for the general model to apply. It introduces detailed guidance on identifying performance obligations which requires entities to determine whether promised goods or services are distinct. It also introduces detailed guidance on determining transaction price, including guidance on variable consideration and consideration payable to customers. The transaction price will then be generally allocated to each performance obligation in proportion to its stand-alone selling price. Depending on whether certain criteria are met, revenue is recognized over time, in a manner that best reflects the Company's performance, or at a point in time, when control of the goods or services is transferred to the customer.

The standard does not apply to insurance contracts, financial instruments or lease contracts, which fall in the scope of other PFRS. It also does not apply if two companies in the same line of business exchange non-monetary assets to facilitate sales to other parties. Furthermore, if a contract with a customer is partly in the scope of another PFRS, then the guidance on separation and measurement contained in the other PFRS takes precedence.

The adoption of PFRS 15 did not result to any changes in the performance obligation and the timing of revenue recognition of the Company's non-insurance revenue streams. Thus, the impact of the adoption to the financial statement of the Company is immaterial.

- Philippine Interpretation IFRIC-22 *Foreign Currency Transactions and Advance Consideration*. The interpretation clarifies that the transaction date to be used for translation for foreign currency transactions involving an advance payment or receipt is the date on which the entity initially recognizes the prepayment or deferred income arising from the advance consideration. For transactions involving multiple payments or receipts, each payment or receipt gives rise to a separate transaction date. The interpretation applies when an entity pays or receives consideration in a foreign currency and recognizes a non-monetary asset or liability before recognizing the related item.



#### New and Amended Standards and Interpretation Not Yet Adopted

A number of new and amended standards and interpretation are effective for annual periods beginning after January 1, 2018 and have not been applied in preparing these financial statements. Unless otherwise indicated, none of these are expected to have a significant effect on the Company's financial statements.

The Company will adopt the following new and amended standards and interpretation on the respective effective dates:

#### *Effective January 1, 2019*

- *PFRS 16 Leases* supersedes *PAS 17 Leases* and the related Philippine Interpretations. The new standard introduces a single lease accounting model for lessees under which all major leases are recognized on-balance sheet, removing the lease classification test. Lease accounting for lessors essentially remains unchanged except for a number of details including the application of the new lease definition, new sale-and-leaseback guidance, new sub-lease guidance and new disclosure requirements.

Practical expedients and targeted reliefs were introduced including an optional lessee exemption for short-term leases (leases with a term of 12 months or less) and low-value items, as well as the permission of portfolio-level accounting instead of applying the requirements to individual leases. New estimates and judgmental thresholds that affect the identification, classification and measurement of lease transactions, as well as requirements to reassess certain key estimates and judgments at each reporting date were introduced.

PFRS 16 is effective for annual periods beginning on or after January 1, 2019. Earlier application is permitted for entities that apply PFRS 15 at or before the date of initial application of PFRS 16. When adopting PFRS 16, an entity is permitted to use either a full retrospective or a modified retrospective approach, with options to use certain transition reliefs.

The Company is currently performing detailed assessment of the potential effect of the new standard. The actual impact of applying PFRS 16 on the financial statements in the period of initial application will depend on future economic conditions, including the borrowing rate of the Company as at January 1, 2019, the composition of the Company's lease portfolio at that date, the Company's latest assessment of whether it will exercise any lease renewal options and the extent to which the Company chooses to use practical expedients and recognition exemptions.

- *Philippine Interpretation IFRIC-23 Uncertainty over Income Tax Treatments* clarifies how to apply the recognition and measurement requirements in *PAS 12 Income Taxes* when there is uncertainty over income tax treatments. Under the interpretation, whether the amounts recorded in the financial statements will differ to that in the tax return, and whether the uncertainty is disclosed or reflected in the measurement, depends on whether it is probable that the tax authority will accept the Company's chosen tax treatment. If it is not probable that the tax authority will accept the Company's chosen tax treatment, the uncertainty is reflected using the measure that provides the better prediction of the resolution of the uncertainty - either the most likely amount or the expected value. The interpretation also requires the reassessment of judgements and estimates applied if facts and circumstances change - e.g., as a result of examination or action by tax authorities, following changes in tax rules or when a tax authority's right to challenge a treatment expires.

The interpretation is effective for annual periods beginning on or after January 1, 2019, with earlier application permitted. The interpretation can be initially applied retrospectively applying PAS 8 *Accounting Policies, Changes in Accounting Estimates and Errors*, if possible without the use of hindsight, or retrospectively with the cumulative effect recognized at the date of initial application without restating comparative information.

*Effective January 1, 2020*

- Amendments to References to Conceptual Framework in PFRS sets out amendments to PFRS Standards, their accompanying documents and PFRS practice statements to reflect the issuance of the revised Conceptual Framework for Financial Reporting in 2018 (2018 Conceptual Framework). The 2018 Conceptual Framework includes:
  - a new chapter on measurement;
  - guidance on reporting financial performance;
  - improved definitions of an asset and a liability, and guidance supporting these definitions; and
  - clarifications in important areas, such as the roles of stewardship, prudence and measurement uncertainty in financial reporting.

Some standards, their accompanying documents and PFRS practice statements contain references to, or quotations from, the International Accounting Standards Committee (IASC)'s Framework for the Preparation and Presentation of Financial Statements adopted by the IASB in 2001 or the Conceptual Framework for Financial Reporting issued in 2010. The amendments update some of those references and quotations so that they refer to the 2018 Conceptual Framework, and makes other amendments to clarify which version of the Conceptual Framework is referred to in particular documents.

These amendments are effective for annual reporting periods beginning on or after January 1, 2020.

- Definition of Material (Amendments to PAS 1 *Presentation of Financial Statements* and PAS 8). The amendments refine the definition of material. The amended definition of material states that information is material if omitting, misstating or obscuring it could reasonably be expected to influence the decisions that the primary users of general purpose financial statements make on the basis of those financial statements, which provide financial information about a specific reporting entity. The amendments clarify the definition of material and its application by:
  - (a) raising the threshold at which information becomes material by replacing the term 'could influence' with 'could reasonably be expected to influence';
  - (b) including the concept of 'obscuring information' alongside the concept of 'omitting' and 'misstating' information in the definition;
  - (c) clarifying that the users to which the definition refers are the primary users of general purpose financial statements referred to in the Conceptual Framework;



- (d) clarifying the explanatory paragraphs accompanying the definition; and
- (e) aligning the wording of the definition of material across PFRS and other publications.

The amendments are expected to help entities make better materiality judgments without substantively changing existing requirements.

The amendments apply prospectively for annual periods beginning on or after January 1, 2020. Earlier application is permitted.

*Effective January 1, 2023*

- PFRS 17 *Insurance Contracts*. This replaces the interim standard, PFRS 4. Reflecting the view that an insurance contract combines features of both a financial instrument and a service contract, and considering the fact that many insurance contracts generate cash flows with substantial variability over a long period, PFRS 17 introduces a new approach that:
  - (a) combines current measurement of the future cash flows with the recognition of profit over the period services are provided under the contract;
  - (b) presents insurance service results (including presentation of insurance revenue) separately from insurance finance income or expenses; and
  - (c) requires an entity to make an accounting policy choice portfolio-by-portfolio of whether to recognize all insurance finance income or expenses for the reporting period in profit or loss or to recognize some of that income or expenses in other comprehensive income.

Under PFRS 17, groups of insurance contracts are measured based on fulfilment cash flows, which represent the risk-adjusted present value of the entity's rights and obligations to the policy holders, and a contractual service margin, which represents the unearned profit the entity will recognize as it provides services over the coverage period. Subsequent to initial recognition, the liability of a group of insurance contracts represents the liability for remaining coverage and the liability for incurred claims, with the fulfilment cash flows remeasured at each reporting date to reflect current estimates.

Simplifications or modifications to the general measurement model apply to groups of insurance contracts measured using the 'premium allocation approach', investment contracts with discretionary participation features, and reinsurance contracts held.

PFRS 17 brings greater comparability and transparency about the profitability of new and in-force business and gives users of financial statements more insight into an insurer's financial health. Separate presentation of underwriting and financial results will give added transparency about the sources of profits and quality of earnings.

PFRS 17 is effective for annual periods beginning on or after January 1, 2023. Full retrospective application is required, unless it is impracticable, in which case the entity chooses to apply the modified retrospective approach or the fair value approach. However, if the entity cannot obtain reasonable and supportable information necessary to apply the modified retrospective approach, then it applies the fair value approach. Early application is permitted for entities that apply PFRS 9 and PFRS 15 on or before the date of initial application of PFRS 17.

#### Financial Assets and Financial Liabilities

##### *Date of Recognition*

Financial instruments are recognized in the statements of financial position when it becomes a party to the contractual provisions of the instrument. In the case of a regular way purchase or sale of financial assets, recognition is done using settlement date accounting.

##### *Initial Recognition of Financial Instruments*

Financial instruments are recognized initially at fair value of the consideration given (in case of an asset) or received (in case of a liability). The initial measurement of financial instruments, except for those designated as at fair value through profit or loss (FVPL), includes transaction costs.

##### *Classification and Subsequent Measurement.*

##### *Policy Applicable from January 1, 2018*

#### Financial Assets

The Company classifies its financial assets, at initial recognition, in the following categories: financial assets at amortized cost, financial assets at FVOCI and financial assets at FVPL. The classification depends on the business model of the Company for managing the financial assets and the contractual cash flow characteristics of the financial assets.

Financial assets are not reclassified subsequent to initial recognition, unless the Company changes the business model for managing financial assets. All affected financial assets are reclassified on the first day of the reporting period following the change in the business model.

For purposes of subsequent measurement, financial assets are classified in the following categories: financial assets at amortized cost, financial assets at FVOCI with or without recycling of cumulative gains and losses and financial assets at FVPL.

As at December 31, 2018, the Company has financial assets classified at amortized cost and FVOCI.

*Financial Assets at Amortized Cost.* The Company measures financial assets at amortized cost if both of the following conditions are met:

- it is held within a business model with the objective of holding financial assets to collect contractual cash flows; and
- its contractual terms give rise on specified dates to cash flows that are solely payments of principal and interest on the principal amount outstanding.



Financial assets at amortized cost are subsequently measured using the effective interest method and are subject to impairment. Amortized cost is calculated by taking into account any discount or premium on acquisition and fees that are integral part of the effective interest rate. Gains and losses are recognized in profit or loss when the financial asset is derecognized, modified or impaired.

Included in this category are: (a) cash and cash equivalents; (b) insurance receivables - net, which arise primarily from premiums due from policyholders and recoverable from reinsurers; (c) investments in debt securities at amortized cost; (d) interest receivables and security deposit under "Other Assets" account; and (e) due from reinsurers, net of allowance for impairment losses, under "Due to reinsurers - net" account (Notes 6, 7, 8, 11 and 13).

*Financial Assets at FVOCI.* Investment in debt securities is measured at FVOCI if it meets both of the following conditions and is not designated as at FVPL:

- it is held within a business model whose objective is achieved by both collecting contractual cash flows and selling the financial assets; and
- its contractual terms give rise on specified dates to cash flows that are solely payments of principal and interest on the principal amount outstanding.

At initial recognition of an investment in equity instrument that is not held for trading, the Company may irrevocably elect to present subsequent changes in the fair value in OCI. This election is made on an instrument-by-instrument basis.

Financial assets at FVOCI are subsequently measured at fair value. Changes in fair value are reported as remeasurement of investments in debt securities as part of OCI. Interest income calculated using the effective interest method, foreign exchange gains and losses and impairment on investment in debt securities are recognized in profit or loss. When investment in debt securities at FVOCI is derecognized the related accumulated gains or losses previously reported in the statements of changes in equity are transferred to and recognized in profit or loss.

Dividends earned on holding an investment in equity instrument are recognized as dividend income when the right to receive the payment has been established. When investment in equity instruments at FVOCI is derecognized, the related accumulated gains or losses previously reported in the statements of changes in equity are never reclassified to profit or loss.

The Company's investments in debt securities at FVOCI are classified under this category (Note 8).

*Policy Applicable before January 1, 2018*

#### Financial Assets

The Company classifies its financial assets in the following categories: financial assets at FVPL, HTM investments, loans and receivables and AFS financial assets. The classification depends on the purpose for which the investments are acquired and whether they are quoted in an active market. The Company determines the classification of its financial assets and financial liabilities at initial recognition and, where allowed and appropriate, re-evaluates such designation at the end of each reporting period.

As at December 31, 2017, the Company has no HTM investments and financial assets at FVPL.

### *AFS Financial Assets*

AFS financial assets are non-derivative financial assets that are either designated in this category or not classified in any of the other financial asset categories.

Subsequent to initial recognition, AFS financial assets are measured at fair value. Changes in fair value are reported as remeasurement of investments in debt securities - net of deferred tax as part of OCI. Interest income is recognized under the effective interest method, with the effective interest rate (EIR) being calculated based on the instrument's initial recognition. The EIR is the rate that exactly discounts the estimated stream of future cash payments or receipts, without consideration of future credit losses, over the expected life of the financial instrument or through to the next market-based repricing date, to the net carrying amount of the financial asset or financial liability on initial recognition. Impairment losses and foreign exchange gains and losses on AFS financial assets are recognized in profit or loss as they arise.

Where the Company holds more than one investment in the same security, these are deemed to be disposed of on a first-in, first-out basis. When the relevant asset is derecognized, on sale or other disposal, or is impaired, the cumulative fair value changes recognized in OCI are reclassified from equity to profit or loss. For a partial disposal, a proportionate share of the fair value gains and losses previously recognized in OCI is reclassified from equity to profit or loss. Such gains and losses include all fair value changes until the date of disposal.

As at December 31, 2017, the Company's investments which consist of government securities and other debt securities included under "Investments in debt securities" account are classified under this category (Note 8).

### *Loans and Receivables*

Loans and receivables are non-derivative financial assets with fixed or determinable payments and maturities that are not quoted in an active market. They are not entered into with the intention of immediate or short-term resale and are not designated as financial assets at FVPL, AFS financial assets or HTM investments.

Subsequent to initial measurement, loans and receivables are carried at amortized cost using the effective interest method, less any impairment in value. Amortized cost is calculated by taking into account any discount or premium on the acquisition and fees that are integral part of the EIR of the asset. Any interest earned on loans and receivables is recognized in profit or loss on an accrual basis. Gains or losses are recognized in profit or loss when loans and receivables are derecognized or impaired.

Included in this category are: (a) cash and cash equivalents; (b) insurance receivables - net, which arise primarily from premiums due from policyholders and recoverable from reinsurers; (c) interest receivables and security deposit under "Other assets" account; and (d) due from reinsurers, net of allowance for impairment losses, under "Due to reinsurers - net" account (Notes 6, 7, 11 and 13).

Cash includes cash on hand and in banks and are stated at face amount. Cash equivalents are short-term, highly liquid investments that are readily convertible to known amounts of cash with original maturities of three (3) months or less and are subject to an insignificant risk of changes in value.

## *Impairment of Financial Assets*

### *Policy Applicable from January 1, 2018*

The Company recognizes allowance for impairment losses on its financial assets at amortized cost and investments in debt securities at FVOCI.

Expected credit losses (ECLs) are probability-weighted estimates of credit losses. Credit losses are measured as the present value of all cash shortfalls (i.e. the difference between the cash flows due to the Company in accordance with the contract and the cash flows that the Company expects to receive), discounted at the effective interest rate of the financial asset, and reflects reasonable and supportable information that is available without undue cost or effort about past events, current conditions and forecasts of future economic conditions.

The Company recognizes an allowance for impairment based on either 12-month or lifetime expected credit losses, depending on whether there has been a significant increase in credit risk since initial recognition.

When determining whether the credit risk of a financial asset has increased significantly since initial recognition and when estimating expected credit losses, the Company considers reasonable and supportable information that is relevant and available without undue cost or effort. This includes both quantitative and qualitative information and analysis, based on the Company's historical experience and informed credit assessment and including forward-looking information.

The Company recognizes lifetime ECL for receivables that do not contain significant financing component. The Company uses provision matrix that is based on the Company's historical credit loss experience, adjusted for forward-looking factors specific to the borrowers and the economic environment.

The Company considers a financial asset to be in default when a counterparty fails to pay its contractual obligations, or there is a breach of other contractual terms, such as covenants.

At each reporting date, the Company assesses whether financial assets carried at amortized cost and debt securities at FVOCI are credit-impaired. A financial asset is credit-impaired when one or more events that have a detrimental impact on the estimated future cash flows of the financial asset have occurred. Evidence that a financial asset is credit-impaired include observable data about the following events:

- (a) significant financial difficulty of the issuer or the borrower;
- (b) a breach of contract, such as a default or past due event;
- (c) the lender(s) of the borrower, for economic or contractual reasons relating to the borrower's financial difficulty, having granted to the borrower a concession(s) that the lender(s) would not otherwise consider;
- (d) it is becoming probable that the borrower will enter bankruptcy or other financial reorganization;
- (e) the disappearance of an active market for that financial asset because of financial difficulties; or
- (f) the purchase or origination of a financial asset at a deep discount that reflects the incurred credit losses.



Financial assets are written off when identified to be worthless after exhausting all collection efforts.

*Policy Applicable before January 1, 2018*

The Company assesses, at each reporting date, whether there is objective evidence that a financial asset or group of financial assets is impaired.

A financial asset or a group of financial assets is deemed to be impaired if, and only if, there is objective evidence of impairment as a result of one or more events that have occurred after the initial recognition of the asset (an incurred loss event) and that loss event (or events) has an impact on the estimated future cash flows of the financial asset or the group of financial assets that can be reliably estimated.

*Assets Carried at Amortized Cost*

For financial assets carried at amortized cost such as loans and receivables, the Company first assesses whether impairment exists individually for financial assets that are individually significant, or collectively for financial assets that are not individually significant. If no objective evidence of impairment has been identified for a particular financial asset that was individually assessed, the Company includes the asset as part of a group of financial assets with similar credit risk characteristics and collectively assesses the group for impairment. Assets that are individually assessed for impairment and for which an impairment loss is, or continues to be, recognized are not included in the collective impairment assessment.

Evidence of impairment for specific impairment purposes may include indications that the borrower or a group of borrowers is experiencing financial difficulty, default or delinquency in principal or interest payments, or may enter into bankruptcy or other form of financial reorganization intended to alleviate the financial condition of the borrower. For collective impairment purposes, evidence of impairment may include observable data on existing economic conditions or industry-wide developments indicating that there is a measurable decrease in the estimated future cash flows of the related assets.

If there is objective evidence of impairment, the amount of loss is measured as the difference between the asset's carrying amount and the present value of estimated future cash flows (excluding future credit losses that not have been incurred) discounted at the financial asset's original EIR (i.e., the EIR computed at initial recognition). Time value is generally not considered when the effect of discounting the cash flows is not material. If a loan or receivable has a variable rate, the discount rate for measuring any impairment loss is the current EIR, adjusted for the original credit risk premium. For collective impairment purposes, impairment loss is computed based on their respective default and historical loss experience.

The carrying amount of the asset shall be reduced either directly or through use of an allowance account. The impairment loss for the period shall be recognized in profit or loss. If, in a subsequent period, the amount of the impairment loss decreases and the decrease can be related objectively to an event occurring after the impairment was recognized, the previously recognized impairment loss is reversed. Any subsequent reversal of an impairment loss is recognized in profit or loss, to the extent that the carrying amount of the asset does not exceed its amortized cost at the reversal date.

Where loans and receivables have been ascertained to be worthless, the related amount is written-off against the corresponding allowance for impairment.

### *AFS Financial Assets*

In the case of debt securities, impairment is assessed based on the same criteria as financial assets carried at amortized cost. Interest continues to be accrued at the EIR on the reduced carrying amount of the asset and is recorded as part of interest income for the period. If, in a subsequent year, the fair value of a debt instrument increases and the increase can be objectively related to an event occurring after the impairment loss was recognized in the profit or loss, the impairment loss is reversed through profit or loss to the extent that the resulting carrying amount of the security does not exceed its carrying amount had no impairment loss been recognized.

### Financial Liabilities

The Company classifies its financial liabilities at initial recognition into the following categories: financial liabilities at FVPL and other liabilities. The Company determines the classification of its financial liabilities at initial recognition, and were allowed and appropriate, re-evaluates such designation at every reporting date. All financial liabilities are recognized initially at fair value and in the case of loans and borrowings, net of directly attributable transaction costs.

As at December 31, 2018 and 2017, the Company has no financial liabilities at FVPL.

### *Other Financial Liabilities*

This category pertains to financial liabilities that are not designated or classified at FVPL.

Subsequent to initial recognition, other financial liabilities are measured at amortized cost using the effective interest method. Amortized cost is calculated by taking into account any premium or discount and any directly attributable transaction costs that are considered integral part of the EIR of the liability.

Included in this category are: (1) claims and losses payable presented as part of "Insurance liabilities" account; (2) due to reinsurers (gross of due from reinsurers); and (3) accrued expenses and other liabilities (excluding payable to regulatory agencies and deferred credits) (Notes 12, 13 and 14).

### Derecognition of Financial Assets and Financial Liabilities

#### *Financial Assets*

A financial asset (or, where applicable, a part of a financial asset or part of a group of similar financial assets) is primarily derecognized when:

- the contractual rights to receive cash flows from the asset have expired;
- the Company retains the right to receive cash flows from the financial asset, but has assumed an obligation to pay them in full without material delay to a third party under a "pass-through" arrangement; or
- the Company has transferred its right to receive cash flows from the asset and either has:
  - (a) transferred substantially all the risks and rewards of the asset; or
  - (b) neither transferred nor retained substantially the risks and rewards of the financial asset but has transferred the control of the financial asset.

When the Company has transferred its rights to receive cash flows from an asset or has entered into a “pass-through” arrangement and has neither transferred nor retained substantially all the risks and rewards of the asset but transferred control of the asset, the Company continues to recognize the asset to the extent of the Company’s continuing involvement. Continuing involvement that takes the form of a guarantee over the transferred asset is measured at the lower of the original carrying amount of the asset and the maximum amount of consideration that the Company could be required to pay.

#### *Financial Liabilities*

A financial liability is derecognized when the obligation under the liability is discharged, cancelled or has expired. Where an existing financial liability is replaced by another from the same lender on substantially different terms, or the terms of an existing liability are substantially modified, such an exchange or modification is treated as a derecognition of the original liability and the recognition of a new liability. The difference in the respective carrying amounts is recognized in profit or loss.

#### Classification of Financial Instruments between Debt and Equity

From the perspective of the issuer, a financial instrument is classified as debt instrument if it provides for a contractual obligation to:

- deliver cash or another financial asset to another entity;
- exchange financial assets or financial liabilities with another entity under conditions that are potentially unfavorable to the Company; or
- satisfy the obligation other than by the exchange of a fixed amount of cash or another financial asset for a fixed number of own equity shares.

If the Company does not have an unconditional right to avoid delivering cash or another financial asset to settle its contractual obligation, the obligation meets the definition of a financial liability.

#### Fair Value Measurement

##### *Determination of Fair Values*

The fair values of financial instruments traded in active markets at reporting date are based on their quoted market prices or dealer price quotations (bid price for long positions and ask price for short positions), without any deduction for transaction costs.

When current bid and ask prices are not available, the price of the most recent transaction provides evidence of the current fair value as long as there has not been a significant change in economic circumstances since the time of the transaction.

For all other financial instruments not listed in an active market, the fair values are determined by using appropriate valuation techniques. Valuation techniques include the discounted cash flows method, price comparison to similar instruments for which market observable prices exist, options pricing models, and other relevant valuation models.



### 'Day 1' Profit

Where the transaction price in a non-active market is different from the fair value of the other observable current market transactions in the same instrument or based on a valuation technique whose variables include only data from observable market, the Company recognizes the difference between the transaction price and fair value (a 'Day 1' profit) in profit or loss unless it qualifies for recognition as some other type of asset. In cases where data used is not observable, the difference between the transaction price and model value is only recognized in profit or loss when the inputs become observable or when the instrument is derecognized. For each transaction, the Company determines the appropriate method of recognizing the 'Day 1' profit.

### *Fair Value Hierarchy*

All assets and liabilities for which fair value is measured or disclosed in the financial statements are categorized within the fair value hierarchy, described as follows, based on the lowest level input that is significant to the fair value measurement as a whole:

- Level 1: quoted prices (unadjusted) in active markets for identical assets or liabilities;
- Level 2: inputs other than quoted prices included within Level 1 that are observable for the asset or liability, either directly (i.e., prices) or indirectly (i.e., derived from prices); and
- Level 3: inputs for the asset or liability that are not based on observable market data (unobservable inputs).

For assets and liabilities that are recognized in the financial statements on a recurring basis, the Company determines whether transfers have occurred between levels in the hierarchy by re-assessing the categorization at the end of each reporting period.

For purposes of the fair value disclosure, the Company has determined classes of assets and liabilities on the basis of the nature, characteristics and risks of the asset or liability and the level of the fair value hierarchy, as explained above.

### Offsetting Financial Instruments

Financial assets and financial liabilities are offset and the net amount is reported in the statements of financial position if, and only if, there is a currently enforceable legal right to offset the recognized amounts and there is an intention to settle on a net basis, or realize the financial asset and settle the financial liability simultaneously. This is not generally the case with master netting agreements, and the related financial assets and financial liabilities are presented gross in the statements of financial position.

### Property and Equipment

Property and equipment are measured at cost less accumulated depreciation and any accumulated impairment in value. Such cost includes the cost of replacing part of the property and equipment at the time that cost is incurred, if the recognition criteria are met, and excludes the cost of day-to-day servicing.

The initial cost of property and equipment comprises of its construction cost or purchase price, including import duties, taxes and any directly attributable costs of bringing the asset to its working condition and location for its intended use. Expenditures incurred after the asset has been put into operation, such as repairs, maintenance and overhaul costs, are normally recognized as expense in the period these costs are incurred. Major repairs are capitalized as part of property and equipment only when it is probable that future economic benefits associated with the items will flow to the Company and the cost of the items can be measured reliably.

Depreciation, which commences when the assets are available for their intended use, is computed using the straight-line method over the following estimated useful lives of the assets:

	Number of Years
Office equipment	10
Electronic data processing (EDP) equipment	3

The remaining useful lives, residual values and depreciation method are reviewed and adjusted periodically, if appropriate, to ensure that such periods and method of depreciation are consistent with the expected pattern of economic benefits from the items of property and equipment.

The carrying amounts of the property and equipment are reviewed for impairment when events or changes in circumstances indicate that the carrying amounts may not be recoverable.

Fully depreciated assets are retained in the accounts until they are no longer in use.

An item of property and equipment is derecognized when either it has been disposed of or when it is permanently withdrawn from use and no future economic benefits are expected from its use or disposal. Any gain or loss arising from the retirement and disposal of an item of property and equipment (calculated as the difference between the net disposal proceeds and the carrying amount of the asset) is included in profit or loss in the period of retirement or disposal.

#### Impairment of Non-financial Assets

The carrying amounts of non-financial assets are reviewed for impairment when events or changes in circumstances indicate that the carrying amount may not be recoverable. If any such indication exists, and if the carrying amount exceeds the estimated recoverable amount, the assets or cash-generating units (CGU) are written down to their recoverable amounts. The recoverable amount of the asset is the greater of fair value less costs to sell and value in use. The fair value less costs to sell is the amount obtainable from the sale of an asset in an arm's length transaction between knowledgeable, willing parties, less costs to sell. Value in use is the present value of future cash flows expected to be derived from an asset. In assessing value in use, the estimated future cash flows are discounted to their present value using a pre-tax discount rate that reflects current market assessments of the time value of money and the risks specific to the asset. For an asset that does not generate largely independent cash inflows, the recoverable amount is determined for the CGU to which the asset belongs. Impairment loss is recognized in profit or loss in those expense categories consistent with the function of the impaired asset.

An assessment is made at each reporting date as to whether there is any indication that previously recognized impairment loss may no longer exist or may have decreased. If such indication exists, the recoverable amount is estimated. A previously recognized impairment loss is reversed only if there has been a change in the estimates used to determine the asset's recoverable amount since the last impairment loss was recognized. If that is the case, the carrying amount of the asset is increased to its recoverable amount. The reversal can be made only to the extent that the resulting carrying amount does not exceed the carrying amount that would have been determined, net of depreciation, had no impairment loss been recognized for the asset in prior years. Such reversal is recognized in profit or loss. After such a reversal, the depreciation charge is adjusted in future periods to allocate the asset's revised carrying amount, less any residual value, on a systematic basis over its remaining useful life.

As at December 31, 2018 and 2017, no impairment loss has been recognized on the Company's property and equipment (Note 10).

#### Insurance Contracts

Insurance contract is an agreement whereby one party called the insurer undertakes, for a consideration paid by the other party called the insured, promises to pay money, or its equivalent or to do some act valuable to the latter, upon happening of a loss, liability or disability arising from an unknown or contingent event.

#### *Classification of Insurance and Investment Contracts*

The Company issues contracts that transfer insurance or financial risk or both. Insurance contracts are those contracts that transfer significant insurance risk. Such risk includes the possibility of having to pay benefits on the occurrence of an insured event. The Company may also transfer insurance risk in insurance contracts through its reinsurance arrangements to hedge a greater possibility of claims occurring than expected. As a general guideline, the Company defines significant insurance risk as the possibility of having to pay benefits on the occurrence of an insured event that are at least 10.00% more than the benefits payable if the insured event did not occur. Insurance contracts can also expose the insurer to financial risks. Financial risk is the risk of a possible future change in one or more of a specified interest rate, security price, commodity price, foreign exchange rate, index of price or rates, a credit rating or credit index or other variable. Investment contracts are those contracts that transfer financial risk with no significant insurance risk.

Once a contract has been classified as an insurance contract, it remains an insurance contract for the remainder of its lifetime, even if the insurance risk reduces significantly during the period, unless all rights and obligations are extinguished or expired. Investment contracts can, however, be reclassified as insurance contracts after inception if the insurance risk becomes significant.

In 2018 and 2017, the Company did not issue any investment contracts.

#### *Insurance Contract Receivables and Payables*

Insurance contract receivables and payables are recognized when contracts are entered into and premiums are charged. If there is objective evidence that the insurance receivable is impaired, the Company reduces the carrying amount of the insurance receivable and recognizes that impairment loss in profit or loss.

#### *Claims and Losses Payable*

Liabilities for unpaid claims and losses and claim adjustment expenses relating to insurance contracts are accrued when insured events occur. The liability is derecognized when the contract is discharged or cancelled.



The liabilities for claims are based on the estimated ultimate cost of settling the claims. The method of determining the expected ultimate cost of claims reported at reporting date are continually reviewed and updated. Changes in estimates of claim costs resulting from the continuous review process and difference between estimates and payments for claims are recognized as income or expense in the period in which the estimates are changed or payments are made.

Share in recoveries on claims are evaluated in terms of the estimated realizable values of the salvage recoverable. Recoveries on claims are recognized in profit or loss in the period the recoveries are determined. Recoverable amounts from reinsurers are presented as part of "Insurance receivables - net" account in the statements of financial position.

#### *Incurred but Not Yet Reported (IBNR) Claims*

IBNR is based on the estimated ultimate cost of all claims incurred but not reported at the end of the reporting period. Delays can be experienced in the notification and settlement of certain types of claims, therefore the ultimate cost of which cannot be known with certainty at the end of the reporting period. This liability is discounted for the time value of money. The liability is derecognized when the contract is discharged, cancelled or has expired.

#### *Liability Adequacy Test*

At each reporting date, liability adequacy test is performed to ensure the adequacy of the insurance liabilities. The test considers current best estimates of future cash flows, claims handling cost and policy administrative expenses. Changes in expected claims that have occurred, but which have not been settled, are reflected by adjusting the liability for claims and future benefits. Any inadequacy arising from the test is immediately charged to profit or loss by establishing an unexpired risk provision for losses.

The Company's insurance contract liabilities are composed of premium liabilities and claims liabilities. Premium liabilities are calculated as the higher of reserve for unearned premiums and the unexpired risk reserve. Unexpired risk reserve is an estimate of total liability including expenses, at a designated level of confidence, in respect of the risk after the valuation date of the policies written prior to that date including expenses for policy management and claims settlement costs. If the unexpired risk reserve is higher than the reserve for unearned premiums, the excess is set up as an additional insurance reserves on top of reserve for unearned premiums.

While claims liabilities are composed of claims and losses payable and IBNR, significant accounting policies are disclosed in the preceding section of the notes to the financial statements.

#### *Reinsurance*

The Company cedes insurance risk in the normal course of business. Reinsurance assets primarily include balances due from reinsurance companies. Amounts due from reinsurers are estimated in a manner consistent with the associated reinsured policies and in accordance with the reinsurance contracts.

Ceded reinsurance arrangements do not relieve the Company from its obligation to the policyholders.

Premiums and claims are presented on a gross basis for ceded reinsurance.

Reinsurance assets and liabilities are derecognized when the contractual right is extinguished or expired or when the contract is transferred to another party.

## Equity

### *Capital Stock*

Capital stock is composed of common shares, determined using the nominal value of shares that have been issued.

### *Contributed Surplus*

Contributed surplus represents contributions of the stockholders to the Company in compliance with the requirements of the Insurance Code.

### *Retained Earnings*

Retained earnings include all current and prior period results. Retained earnings may also include effect of changes in accounting policy as may be required by the transitional provision of the standards. Any transaction costs associated with the issuance of shares are deducted from retained earnings.

Dividend distribution to the Company's shareholders is recognized in the year in which the dividends are approved by the BOD. The Company intends to declare dividends subject to availability of retained earnings and operational and regulatory requirements.

## Revenue Recognition

The Company recognizes revenue from contracts with customers when control of the goods or services are transferred to the customer at an amount that reflects the consideration to which the Company expects to be entitled in exchange for those goods or services, excluding amounts collected on behalf of third parties.

The Company's revenue streams arising from insurance contracts falls under PFRS 4 while interest income falls under PFRS 9 and other income under PFRS 15.

The following specific criteria must also be met before revenue is recognized:

### *Premium Income*

Gross premiums written comprise the total premiums for the whole period of cover provided by contracts entered into during the accounting period and are recognized on the date on which the policy incepts. Premiums include any adjustments arising in the accounting period for premiums receivable in respect of business written in prior periods.

Premiums from insurance contracts are recognized as revenue over the period of the contracts using the 24<sup>th</sup> method. The portion of the premiums written that relates to the unexpired periods of the policies at the reporting date is accounted for as "Reserve for unearned premiums" account and presented under "Insurance liabilities" in the statements of financial position. The related reinsurance premiums ceded that pertains to the unexpired periods at each reporting date is accounted for as "Deferred reinsurance premiums" and shown in the assets section of the statements of financial position. The net changes in these accounts between reporting dates are credited to or charged against income as "Increase or decrease in reserve for unearned premium - net of change in deferred reinsurance premiums" account in the statements of income.

Ceded reinsurance recoveries are accounted for in the same period as the underlying claim.

#### *Reinsurance Commissions*

Reinsurance commissions earned from reinsurance contracts are recognized as revenue over the period of the contracts using the 24<sup>th</sup> method. The portion of the commissions that relate to the unexpired periods of the policies at end of the reporting period are accounted for as "Deferred reinsurance commission" and presented in the liabilities section of the statements of financial position.

#### *Interest Income Calculated Using the Effective Interest Method*

Interest income for all interest-bearing financial instruments is recognized in profit or loss using the effective interest method. Interest income is recognized at gross amount of the tax withheld.

#### *Other Underwriting Income*

Other underwriting income is recognized in the period when benefits are earned.

#### *Service Fees*

Service fees pertains to services provided by the Company other than underwriting services. Service fees is recognized over a period of time as the Company delivers services to the customer(s).

#### *No Claim Bonus and Profit Commission*

No claim bonus and profit commission are the amounts received from reinsurers in the event of no claims made throughout the coverage period. No claim bonus and profit commission is recognized at a point in time when there is a reasonable degree of certainty that the incidental economic benefit will flow to the Company that can be measured reliably.

#### Cost and Expense Recognition

Cost and expenses are recognized when decrease in future economic benefits related to a decrease in an asset or an increase of a liability has arisen that can be measured reliably. Costs and expenses are recognized when incurred.

#### *Underwriting Expenses*

Underwriting expenses consists of benefits and claims incurred during the year and loss adjustments. It further includes internal and external claims handling costs that are directly related to the processing and settlement of claims. Amounts receivable in respect of salvage and subrogation are also considered. General insurance claims are recorded on the basis of notifications received.

#### Leases

The determination of whether an arrangement is, or contains, a lease is based on the substance of the arrangement and requires an assessment of whether the fulfillment of the arrangement is dependent on the use of a specific asset or assets and the arrangement conveys a right to use the asset. A reassessment is made after the inception of the lease only if one of the following applies:

- (a) there is a change in contractual terms, other than a renewal or extension of the arrangement;
- (b) a renewal option is exercised or extension granted, unless the term of the renewal or extension was initially included in the lease term;
- (c) there is a change in the determination of whether fulfillment is dependent on a specific asset; or
- (d) there is a substantial change to the asset.

Where a reassessment is made, lease accounting shall commence or cease from the date when the change in circumstances gives rise to the reassessment for scenarios (a), (c) or (d), and at the date of renewal or extension period for scenario (b) above.

#### Operating Lease

##### *Company as Lessee*

Leases in which a significant portion of the risks and rewards of ownership is retained by the lessor are classified as operating leases. Payments made under operating leases are recognized in profit or loss on a straight-line basis over lease term.

#### Foreign Currency Transactions and Translation

Transactions in foreign currencies are translated to the functional currency of the Company at exchange rates at the dates of the transactions. Monetary assets and liabilities denominated in foreign currencies are translated using the closing exchange rates at reporting date; income and expenses are translated using the average rate for the year. The foreign currency gain or loss on monetary items is the difference between amortized cost in the functional currency at the beginning of the year, adjusted for effective interest and payments during the year, and the amortized cost in foreign currency translated at the exchange rate at the end of the year.

Non-monetary assets and liabilities denominated in foreign currencies that are measured at fair value are translated to the functional currency at the exchange rate at the date that the fair value was determined. Non-monetary items in a foreign currency that are measured in terms of historical cost are translated using the exchange rate at the date of the transaction. Foreign currency differences arising on translation are recognized in profit or loss, except for differences arising on the translation of financial assets at FVOCI, a financial liability designated as a hedge of the net investment in a foreign operation that is effective, or qualifying cash flow hedges, which are recognized in OCI.

#### Taxes

##### *Current Tax*

Current tax is the expected tax payable on the taxable income for the year, using tax rates enacted or substantively enacted at the reporting date, and any adjustment to tax payable in respect of previous years.

##### *Deferred Tax*

Deferred tax is recognized in respect of temporary differences between the carrying amounts of assets and liabilities for financial reporting purposes and the amounts used for taxation purposes.

Deferred tax assets are recognized for all deductible temporary differences, carryforward benefits of unused tax credits - excess of Minimum Corporate Income Tax (MCIT) over Regular Corporate Income Tax (RCIT) and unused tax losses - Net Operating Loss Carry Over (NOLCO), to the extent that it is probable that taxable profit will be available against which the deductible temporary differences, and the carryforward benefits of excess of MCIT over RCIT and NOLCO can be utilized, except:

- where the deferred tax asset relating to the deductible temporary difference arises from the initial recognition of an asset or liability in a transaction that is not a business combination and, at the time of the transaction, affects neither the accounting profit nor taxable profit or loss; and



- with respect to deductible temporary differences associated with investments in subsidiaries, associates and interests in joint ventures, deferred tax assets are recognized only to the extent that it is probable that the temporary differences will reverse in the foreseeable future and taxable profit will be available against which the temporary differences can be utilized.

The carrying amount of deferred tax assets is reviewed at each reporting date and reduced to the extent that it is no longer probable that sufficient taxable profit will be available to allow all or part of the deferred tax asset to be utilized. Unrecognized deferred tax assets are reassessed at each reporting date and are recognized to the extent that it has become probable that future taxable profit will allow the deferred tax asset to be recovered.

Deferred tax liabilities are recognized for all taxable temporary differences, except:

- where the deferred tax liability arises from the initial recognition of goodwill or of an asset or liability in a transaction that is not a business combination and, at the time of the transaction, affects neither the accounting profit nor taxable profit or loss; and
- with respect to taxable temporary differences associated with investments in subsidiaries, associates and interests in joint ventures, where the timing of the reversal of the temporary differences can be controlled and it is probable that the temporary differences will not reverse in the foreseeable future.

The measurement of deferred tax reflects the tax consequences that would follow the manner in which the Company expects, at the end of the reporting period, to recover or settle the carrying amount of its assets and liabilities.

Deferred tax assets and liabilities are measured at the tax rates that are expected to apply in the year when the asset is realized or the liability is settled, based on tax rates (and tax laws) that have been enacted or substantively enacted at reporting date.

Current tax and deferred tax are recognized in profit or loss except to the extent that it relates to a business combination, or items recognized directly in equity or in OCI.

Deferred tax assets and deferred tax liabilities are offset, if a legally enforceable right exists to set off current tax assets against current tax liabilities and the deferred taxes relate to the same taxable entity and the same taxation authority.

#### *Final Tax*

Interest income from cash on hand and in banks and financial assets, which is subject to final withholding tax, is presented at gross amounts while taxes paid or withheld are included in 'Income tax expense' account in the statements of income.

#### *Value-added Tax (VAT)*

Revenues, expenses and assets are recognized net of the amount of VAT, except:

- where the tax incurred on a purchase of assets or services is not recoverable from the taxation authority, in which case the tax is recognized as part of the cost of acquisition of the asset or as part of the expense item as applicable; and
- receivables and payables that are stated with the amount of tax included.

The net amount of tax recoverable from, or payable to, the taxation authority is included as part of receivables or payables in the statements of financial position.

#### Related Parties

Related party relationships exist when one party has the ability to control or influence the other party, directly or indirectly, through one or more intermediaries, or exercise significant influence over the other party in making financial and operating decisions. Such relationship also exists between and/or among entities which are under common control with the reporting enterprise, or between and/or among the reporting enterprise and its key management personnel, directors, or its stockholders. In considering each possible related party relationship, attention is directed to the substance of the relationship, and not merely the legal form.

#### Provisions

Provisions are recognized when: a) the Company has a present obligation (legal or constructive) as a result of past event; b) it is probable (i.e., more likely than not) that an outflow of resources embodying economic benefits will be required to settle the obligation; and c) a reliable estimate can be made of the amount of the obligation. If the effect of the time value of money is material, provisions are determined by discounting the expected future cash flows at a pre-tax rate that reflects current market assessment of the time value of money and, where appropriate, the risks specific to the liability. Where discounting is used, the increase in the provision due to the passage of time is recognized as interest expense. Where the Company expects a provision to be reimbursed, the reimbursement is recognized as a separate asset but only when the receipt of the reimbursement is virtually certain. Provisions are reviewed at each reporting date and adjusted to reflect the current best estimate.

#### Contingencies

Contingent liabilities are not recognized in the financial statements. They are disclosed in the notes to financial statements unless the possibility of an outflow of resources embodying economic benefits is remote. Contingent assets are not recognized in the financial statements but are disclosed in the notes to financial statements when an inflow of economic benefits is probable.

#### Events After the Reporting Date

Post year-end events that provide additional information about the Company's financial position at reporting date (adjusting events) are reflected in the financial statements. Post year-end events that are not adjusting events are disclosed in the notes to the financial statements when material.

---

#### **4. Significant Accounting Judgments, Estimates and Assumptions**

The preparation of the financial statements in accordance with PFRS requires management to make judgments, estimates and assumptions that affect the application of accounting policies and the amounts of assets, liabilities, income and expenses reported in the financial statements at the reporting date. However, uncertainty about these judgments, estimates and assumptions could result in an outcome that could require a material adjustment to the carrying amount of the affected asset or liability in the future.

Judgments, estimates and assumptions are continually evaluated and are based on historical experience and other factors, including expectations of future events that are believed to be reasonable under the circumstances. Revisions are recognized in the period in which the judgments, estimates and assumptions are revised and in any future period affected.

### Judgments

In the process of applying the Company's accounting policies, management has made the following judgments, apart from those involving estimations and assumptions, which have the most significant effect on the amounts recognized in the financial statements.

#### *Significant Accounting Judgment Applicable for 2018*

##### *Business Model Assessment*

The Company makes an assessment of the objective of the business model in which a financial asset is held at a portfolio level because this best reflects the way the business is managed and information is provided to management. The information considered includes:

- the stated policies and objectives for the portfolio and the operation of those policies in practice. These include whether management's strategy focuses on earning contractual interest income, maintaining a particular interest rate profile, matching the duration of the financial assets to the duration of any related liabilities or expected cash outflows or realizing cash flows through the sale of the assets;
- how the performance of the portfolio is evaluated and reported to the Company's management;
- the risks that affect the performance of the business model (and the financial assets held within that business model) and how those risks are managed;
- how managers of the business are compensated - e.g. whether compensation is based on the fair value of the assets managed or the contractual cash flows collected; and
- the frequency, volume and timing of sales of financial assets in prior periods, the reasons for such sales and expectations about future salary activity.

##### *Cash Flow Characteristics - Payments of Principal and Interest*

For the purposes of this assessment, "principal" is defined as the fair value of the financial asset on initial recognition. "Interest" is defined as consideration for the time value of money and for the credit risk associated with the principal amount outstanding during a particular period of time and for other basis lending risks and costs (e.g. liquidity risk and administrative costs), as well as profit margin.

In assessing whether the contractual cash flows are solely payments of principal and interest, the Company considers contractual terms of the instrument. This includes assessing whether the financial asset contains a contractual term that could change the timing or amount of the contractual cash flows such that it would not meet these conditions. In making this assessment, the Company considers:

- contingent events that would change the amount or timing of cash flows;
- terms that may adjust the contractual coupon rate, including variable rate features;
- prepayment and extension features; and
- terms that limit the Company's claim to cash flows from specified assets (e.g. non-recourse features).

The Company determines that the business model for financial assets at amortized cost is held to collect contractual cash flows and meets the solely principal and interest criterion as at January 1, 2018. Other financial assets are classified as financial assets at FVOCI based on the characteristics of the contractual cash flows of the instruments.

#### *Classification of Financial Instruments*

The Company exercises judgment in classifying financial instruments in accordance with PFRS 9. The Company classifies a financial instrument, or its component parts, on initial recognition as a financial asset, a financial liability or an equity instrument in accordance with the substance of the contractual arrangement and the definitions of a financial asset, a financial liability or an equity instrument. The substance of a financial instrument, rather than its legal form, governs its classification in the statements of financial position.

The classification and fair values of financial assets and financial liabilities are presented in Note 5.

The Company uses its judgment in determining the classification of financial assets based on its business model in which assets are managed and their cash flow characteristics.

#### *Determination of Fair Values of Financial Instruments*

Where the fair values of financial assets and liabilities recorded in the statements of financial position cannot be derived from active markets, they are determined using a variety of valuation techniques that include the use of mathematical models.

The Company uses judgment to select from a variety of valuation models and makes assumptions regarding considerations of liquidity and model inputs such as correlation and volatility for longer dated financial instruments. The input to these models is taken from observable markets where possible, but where this is not feasible, a degree of judgment is required in establishing fair value.

#### *Determining whether the Company is Acting as Principal or an Agent*

The Company assesses its revenue arrangements against the following criteria to determine whether it is acting as a principal or an agent:

- (a) the Company have the primary responsibility to provide specified goods to the end consumers; and
- (b) the Company have discretion to establish prices for specified goods.

If the Company has determined it is acting as a principal, the Company recognizes revenue on a gross basis with the amount remitted to the other party being accounted as part of general and administrative expenses. If the Company has determined it is acting as an agent, only the net amount retained is recognized as revenue.

The Company assessed its revenue arrangements and concluded that it is acting as principal in all arrangements.



## Estimates and Assumptions

*Applicable from January 1, 2018*

### *Estimation of Allowance for Impairment of Financial Assets*

The Company measures allowance for impairment losses on financial assets at FVOCI and at amortized cost based on the assumptions about risk of default and expected credit loss rates. When estimating the expected credit loss, the Company uses judgments in making these assumptions based on the Company's past experience and historical data, existing market conditions as well as forward looking estimates. An increase in allowance for impairment losses would increase the recorded operating expenses and decrease assets.

As at December 31, 2018, the Company assessed that there are no impairment indicators for its financial assets at FVOCI. For the financial assets at amortized cost, the Company recognized impairment loss of P0.97 million in 2018 on its insurance receivable - net (Note 7). No provision was recognized for the remaining financial assets at amortized cost.

*Applicable before January 1, 2018*

### *Estimation of Allowance for Impairment of Insurance Receivables*

Provisions are made for specific and groups of accounts, where objective evidence of impairment exists. The Company evaluates these accounts on the basis of factors that affect the collectability of the accounts. These factors include, but are not limited to, the length of the Company's relationship with the customers and counterparties, the customers' current credit status based on third party credit reports and known market forces, average age of accounts, collection experience and historical loss experience. The amount and timing of recorded expenses for any period would differ if the Company made different judgments or utilized different methodologies. An increase in allowance for impairment losses would increase the recorded operating expenses and decrease assets.

The Company did not recognized allowance for impairment losses on its insurance receivable for the year ended December 31, 2017 (Note 7).

### *Estimation of Allowance for Impairment of AFS Financial Assets*

The Company carries AFS financial assets at fair value, which requires the extensive use of accounting estimates and judgment. Significant components of fair value measurement were determined using verifiable objective evidence such as foreign exchange rates, interest rates and volatility rates. However, the amount of changes in fair value would differ if the Company utilized different valuation methods and assumptions. Any change in fair value of AFS financial assets would affect OCI.

As at December 31, 2017, the Company assessed that there are no impairment indicators present for its AFS financial assets. Thus, no impairment loss is recognized.

*Applicable for 2018 and 2017*

### *Valuation of Claims and Losses Payable and IBNR*

The estimation of the ultimate liability arising from claims made under insurance contracts is the Company's most critical accounting estimate. There are several sources of uncertainty that need to be considered in the estimate of the liability that the Company will ultimately pay for such claims. Estimation of the ultimate cost of claims is a complex process and can be evaluated with the aid of the adjuster's estimates.

The Company considers that it is impracticable to discuss with sufficient reliability the possible effects of sensitivities surrounding the ultimate liability arising from claims made under insurance contracts as the major uncertainties may differ significantly. With this, it is reasonably possible, based on existing knowledge, that the outcomes within the next financial year that are different from assumptions could require a material adjustment to the carrying amount of the asset or liability affected including reserve for outstanding losses and related insurance balances.

The primary technique adopted in estimating the ultimate cost of IBNR is using the Incurred Chain Ladder Method to predict the future claims settlement.

At each reporting date, prior year claims estimates are assessed for adequacy and changes made are charged to claims and losses payable and IBNR claims.

As at December 31, 2018 and 2017, claims and losses payable and IBNR claims amounted to P68.72 million and P129.69 million, respectively (Note 12).

#### *Reasonableness of Insurance Policy Reserves*

The liability adequacy tests are performed to ensure the adequacy of the insurance contract liabilities using the current best estimates of the future contractual cash flows and claims handling and administration expenses.

As at December 31, 2018 and 2017, the Company's reserve for unearned premiums amounting to P41.17 million and P49.38 million, respectively, and IBNR of P15.34 million in 2018 and P0.02 million in 2017 are adequate in using the best estimates assumptions (Note 12).

#### *Realizability of Deferred Tax Assets*

The Company reviews its deferred tax assets at each reporting date and reduces the carrying amount to the extent that it is no longer probable that sufficient taxable profit will be available to allow all or part of the deferred tax assets to be utilized. The Company's assessment on the recognition of deferred tax assets is based on the projected taxable income in the following periods.

As at December 31, 2018 and 2017, deferred tax assets amounted to P3.09 million and P2.35 million, respectively (Note 21).

---

## **5. Insurance and Financial Risks Management Objectives and Policies**

### Objectives and Policies

The primary objective of the Company's insurance and financial risk management framework is to protect the Company's shareholders from events that hinder the sustainable achievement of the financial performance objectives, including failing to exploit opportunities.

### Governance

Key management recognizes the critical importance of having efficient and effective risk management system.

The Company's risk management involves the close cooperation of the Company's BOD in developing objectives, policies and processes on insurance, liquidity, credit and market risks and the Company's management of capital.

### Regulatory Framework

Regulators are interested in protecting the rights of the policyholders and maintain close observation to ensure that the Company is satisfactorily managing its affairs for the benefit of policyholders. At the same time, the regulators are also interested in ensuring that the Company maintains appropriate solvency position to meet liabilities arising from claims and that the risks are at acceptable levels.

The risks and the way the Company manages insurance and financial risks are set out below:

### Insurance Risk

The major classes of general insurance written by the Company include fire, marine, casualty and motor. Risks under these policies usually cover a twelve-month duration.

The risk under insurance contracts is the possibility of occurrence of an insured event and uncertainty of the amount and timing of resulting claims. The principal risk the Company faces under such contracts is that the actual claims exceed the carrying amount of insurance liabilities. This could occur due to any of the following:

- *Occurrence Risk* - the possibility that the number of insured events reported in a particular period will differ from those expected.
- *Severity Risk* - the possibility that the cost of the events will differ from those expected.
- *Development Risk* - the possibility that changes may occur in the amount of an insurer's obligation at the end of the contract period.

The variability of risks is improved by diversification of risk of loss to a large portfolio of insurance contracts as a more diversified portfolio is less likely to be affected across the board by a change in any subset of the portfolio. The variability of risk is also improved by careful selection and implementation of underwriting strategy and guidelines.

The business of the Company comprises short-term nonlife insurance contracts. For general insurance contracts, claims are often affected by natural disasters, calamities, etc. These risks currently do not vary significantly in relation to the location of the risk insured by the Company while undue concentration by amounts could have an impact on the severity of benefit payments on a portfolio basis.

The Company has an objective to control and minimize insurance risk, to reduce volatility of operating profits. The Company manages insurance risk through the following mechanisms:

- Reinsurance is used to limit the Company's exposure to large claims by placing risk with reinsurers providing high security; and
- Diversification is accomplished by achieving sufficiently large population of risks to reduce the variability of the expected outcome. The diversification strategy seeks to ensure that underwritten risks are well diversified in terms of type and amount of risk, industry and geography.

The Company limits its exposure to loss within insurance operations through participation in reinsurance arrangements. Amounts recoverable from reinsurers are estimated in a manner consistent with the assumptions used for ascertaining the underlying policy benefits and are presented as part of "Insurance receivables - net" in the statements of financial position.

The Company aims to maintain strong reserves in respect of its insurance business in order to protect against adverse future claims experience and developments. Amounts of estimates at the accident year are based from adjusters' report. Other estimates are based on reasonable approximation after an evaluation of reported claims. Adjustment to the loss reserves is made on the year the ultimate cost of claim becomes more certain. Reserves are either decreased or increased depending on the estimates.

The Company's exposure to insurance risk as at December 31, 2018 and 2017 is as follows:

	<b>Note</b>	<b>2018</b>	2017
Claims and losses payable and IBNR	12	<b>P68,717,785</b>	P129,692,421
Less reinsurance recoverable on unpaid losses	7, 12	<b>57,597,082</b>	118,767,781
		<b>P11,120,703</b>	P10,924,640

The concentration of claims and losses by type of contract is as follows:

	<b>2018</b>		<b>Net</b>
	<b>Claims and Losses Payable and IBNR</b> (Note 12)	<b>Reinsurance Recoverable on Unpaid Losses and IBNR</b> (Note 7,12)	
Fire	<b>P60,308,472</b>	<b>P55,089,679</b>	<b>P5,218,793</b>
Motor	<b>5,720,690</b>	-	<b>5,720,690</b>
Marine	<b>1,774,388</b>	<b>1,658,052</b>	<b>116,336</b>
Accident	<b>466,407</b>	<b>415,694</b>	<b>50,713</b>
Others	<b>447,828</b>	<b>433,657</b>	<b>14,171</b>
	<b>P68,717,785</b>	<b>P57,597,082</b>	<b>P11,120,703</b>

	<b>2017</b>		<b>Net</b>
	<b>Claims and Losses Payable and IBNR</b> (Note 12)	<b>Reinsurance Recoverable on Unpaid Losses</b> (Note 7,12)	
Fire	P124,962,369	P118,767,781	P6,194,588
Motor	4,730,052	-	4,730,052
	P129,692,421	P118,767,781	P10,924,640

#### *Key Assumptions*

The principal assumptions underlying the estimates made by the Company depends on the past claims experience and industry levels. This includes assumptions in respect to average claims costs, inflation factor and handling cost. Judgment is used to assess the extent to which external factors such as judicial decision and government legislation affect the estimates.



### Sensitivity Analysis

The Company's claims provision is sensitive to the previous key assumptions. The sensitivity of certain assumptions such as legislative change, uncertainty in the estimation process, among others is not possible to quantify.

In accordance with the claims development methodology, claims and losses over a period of time on a gross and net reinsurance basis were developed as follows:

Accident Year	2018							Total
	All Years Prior to 2014	2014	2015	2016	2017	2018		
Incremental claims settlements:								
At the end of accident year	P229,030,841	P10,730,592	P9,569,787	P68,948,123	P61,536,550	P24,772,901	-	P24,772,901
One year later	233,882,226	11,866,647	10,059,482	85,807,927	62,280,491	-	-	62,280,491
Two years later	234,385,369	15,865,367	10,079,623	85,807,927	-	-	-	85,807,927
Three years later	234,690,316	15,865,367	10,079,623	-	-	-	-	10,079,623
Four years later	236,470,485	15,865,367	-	-	-	-	-	15,865,367
Five to ten years later	236,470,485	-	-	-	-	-	-	236,470,485
Cumulative claims incurred including IBNR	236,470,485	15,865,367	10,079,623	85,807,927	62,280,491	24,772,901	-	435,276,794
Cumulative claims and losses paid	236,402,350	15,799,762	9,884,021	85,196,060	13,806,482	5,470,334	-	366,559,009
Claims and losses payable and IBNR	68,135	65,605	195,602	611,867	48,474,009	19,302,567	-	68,717,785
Reinsurance recoverable on unpaid losses	-	-	-	-	42,054,408	15,542,674	-	57,597,082
Net exposure	P68,135	P65,605	P195,602	P611,867	P6,419,601	P3,759,893	-	P11,120,703

Accident Year	2017							Total
	All Years Prior to 2013	2013	2014	2015	2016	2017		
Incremental claims settlements:								
At the end of accident year	P33,236,316	P195,794,526	P10,730,592	P9,569,787	P68,948,123	P61,536,550	-	P61,536,550
One year later	37,499,819	196,382,407	11,866,647	10,059,482	85,807,927	-	-	85,807,927
Two years later	37,902,527	196,482,841	15,865,367	10,079,623	-	-	-	10,079,623
Three years later	38,195,993	196,494,322	15,865,367	-	-	-	-	15,865,367
Four years later	38,212,725	198,257,759	-	-	-	-	-	198,257,759
Five to ten years later	38,212,725	-	-	-	-	-	-	38,212,725
Cumulative claims incurred including IBNR	38,212,725	198,257,759	15,865,367	10,079,623	85,807,927	61,536,550	-	409,759,951
Cumulative claims and losses paid	38,199,591	198,199,817	15,739,213	9,895,350	8,004,356	10,029,403	-	280,067,530
Claims and losses payable and IBNR	13,134	58,142	126,154	184,273	77,803,571	51,507,147	-	129,692,421
Reinsurance recoverable on unpaid losses	-	-	-	-	75,721,387	43,046,394	-	118,767,781
Net exposure	P13,134	P58,142	P126,154	P184,273	P2,082,184	P8,460,753	-	P10,924,640

Even though the Company has reinsurance arrangements, it is not relieved of its direct obligations to its policyholders and thus a credit exposure exists with respect to reinsurance ceded, to the extent that any reinsurer is unable to meet its obligations under such reinsurance agreements.

### Financial Risk

The Company is exposed to financial risk through its financial assets, financial liabilities, reinsurance assets and reinsurance liabilities. In particular, the key financial risk is that the proceeds from its financial assets are not sufficient to fund the obligations arising from its insurance contracts. The most important components of this financial risk are credit risk, liquidity risk and market risk.

There has been no change to the Company's exposure to financial risks or the manner in which it manages and measures the risks since the last financial year.

### Credit Risk

Credit risk is the risk of financial loss to the Company if a counterparty to a financial instrument fails to meet its contractual obligations. In effectively managing credit risk, the Company regulates and extends credit only to qualified and credit-worthy related entities and other counterparties, and continuously monitors defaults of its counterparties, identified either individually or by group, and incorporate this information into its credit risk controls.

As at December 31, 2018 and 2017, the Company's concentration of credit risk arises from its cash and cash equivalents and investments in debt securities amounting to P736.04 million and P650.26 million, respectively, which represent 90.13% in 2018 and 88.56% in 2017 of the Company's financial assets (Notes 6 and 8).

The maximum credit risk exposure of the Company's financial assets is as summarized below:

	<b>Note</b>	<b>2018</b>	2017
Cash and cash equivalents	6	<b>P357,561,605</b>	P288,311,479
Insurance receivables <sup>†</sup>	7	<b>65,954,087</b>	59,168,202
Investments in debt securities	8	<b>378,476,126</b>	361,949,591
Interest receivable <sup>**</sup>	11	<b>2,583,860</b>	1,960,808
Security deposit <sup>**</sup>	11	<b>180,733</b>	180,733
Due from reinsurers <sup>***</sup>	13	<b>11,919,386</b>	22,648,509
		<b>P816,675,797</b>	P734,219,322

<sup>†</sup>Excluding reinsurance recoverable on unpaid losses, reinsurers' share on IBNR and gross of allowance for impairment loss

<sup>\*\*</sup>Included under "Other assets" account

<sup>\*\*\*</sup>Included under "Due to reinsurers - net" account and gross of allowance for impairment loss

The credit risk for cash and cash equivalents and investments in debt securities at FVOCI is considered negligible, since the counterparties are reputable entities with high quality external credit ratings. The credit quality of these financial assets is therefore considered as high grade. For the determination of credit risk, cash and cash equivalents do not include cash on hand amounting to P0.05 million as at December 31, 2018 and 2017.

The Company uses a credit grading system based on the borrowers and counterparties overall credit worthiness, as described below:

*Investment High Grade* - This pertains to accounts with a very low probability of default as demonstrated by the borrower's strong financial position and reputation. The borrower has the ability to raise substantial amounts of funds through the public markets and/or credit facilities with financial institutions. The borrower has a strong debt service record and a moderate use of leverage. Financial assets classified as investment high grade are either current or past due, and not impaired.

*Non-investment Grade - Satisfactory* - This pertains to current accounts with no history of default or which may have defaulted in the past, but the conditions and circumstances directly affecting the borrower's ability to pay has abated already. The borrower is expected to be able to adjust to the cyclical downturns in its operations, for individuals into business or for corporate entities. Any prolonged adverse economic conditions would however ostensibly create profitability and liquidity issues. The use of leverage may be above industry or credit standards but remains stable.

The table below provides information regarding the credit risk exposure of the Company by classifying financial assets according to the Company's credit grading of counterparties.

	2018					
	Current and/or Past-Due, and not Impaired			Total Financial Assets Current and/or Past Due and not Impaired	Past Due and Impaired	Total
	Investment High Grade	Non-investment Grade - Satisfactory	P -			
Cash and cash equivalents	P357,561,605	P -	P357,561,605	P -	P357,561,605	
Insurance receivables*	64,982,094	-	64,982,094	971,993	65,954,087	
Investments in debt securities	378,476,126	-	378,476,126	-	378,476,126	
Interest receivable**	2,583,860	-	2,583,860	-	2,583,860	
Security deposit**	180,733	-	180,733	-	180,733	
Due from reinsurers***	11,919,386	-	11,919,386	-	11,919,386	
	<b>P815,703,804</b>	<b>P -</b>	<b>P815,703,804</b>	<b>P971,993</b>	<b>P816,675,797</b>	

\*Excluding reinsurance recoverable on unpaid losses and gross of allowance for impairment loss

\*\*Included under "Other assets" account

\*\*\*Included under "Due to reinsurers - net" account and gross of allowance for impairment loss

	2017					
	Current and/or Past-Due, and not Impaired			Total Financial Assets Current and/or Past Due and not Impaired	Past Due and Impaired	Total
	Investment High Grade	Non-investment Grade - Satisfactory	P -			
Cash and cash equivalents	P288,311,479	P -	P288,311,479	P -	P288,311,479	
Insurance receivables*	59,168,202	-	59,168,202	-	59,168,202	
Investments in debt securities	361,949,591	-	361,949,591	-	361,949,591	
Interest receivable**	1,960,808	-	1,960,808	-	1,960,808	
Security deposit**	180,733	-	180,733	-	180,733	
Due from reinsurers***	22,606,943	-	22,606,943	41,566	22,648,509	
	<b>P734,177,756</b>	<b>P -</b>	<b>P734,177,756</b>	<b>P41,566</b>	<b>P734,219,322</b>	

\*Excluding reinsurance recoverable on unpaid losses

\*\*Included under "Other assets" account

\*\*\*Included under "Due to reinsurers - net" account and gross of allowance for impairment loss

The aging of insurance receivables (excluding reinsurance recoverable on unpaid losses) is as follows:

	Note	2018	2017
<b>Premiums Receivables</b>			
Current		<b>P21,517,612</b>	P19,671,506
Past due but not impaired:			
31 - 60 days		<b>4,861,014</b>	6,504,814
61 - 90 days		<b>321,543</b>	304,321
More than 90 days		<b>12,874,361</b>	6,117,307
	7	<b>39,574,530</b>	32,597,948
<b>Reinsurance Recoverable on Paid Losses</b>			
Current		<b>810,739</b>	-
Past due but not impaired:			
31 - 60 days		-	-
61 - 90 days		-	891,840
More than 90 days		<b>24,596,825</b>	25,678,414
	7	<b>25,407,564</b>	26,570,254
Past due and impaired	7	<b>971,993</b>	-
		<b>P65,954,087</b>	P59,168,202

The Company provides allowance for impairment based on either 12-month or lifetime expected credit losses, depending on whether there has been a significant increase in credit risk since initial recognition. The allowance is evaluated by management on the basis of reasonable and supportable information that is relevant and available without undue cost or effort. This includes both quantitative and qualitative information and analysis, based on the Company's historical experience and informed credit assessment and including forward-looking information. The Company has rebutted the presumption that default does not occur later than when a financial asset is 90 days past due, based on the reasonable and supportable information mentioned earlier. Therefore, financial assets aging more than 90 days are not considered impaired.

#### *Liquidity Risk*

Liquidity risk pertains to the risk that the Company will encounter difficulty in meeting obligations associated with financial liabilities that are settled by delivering cash or another financial asset.

The Company's objectives to manage its liquidity risk are as follows: (a) to ensure that adequate funding is available at all times; (b) to meet commitments as they arise without incurring unnecessary costs; (c) to be able to access funding when needed at the least possible cost; and (d) to maintain an adequate time spread of refinancing maturities.

The Company manages its liquidity needs by carefully monitoring scheduled debt serving payments for long-term financial liabilities as well as cash outflows due in a day-to-day business. Liquidity needs are monitored in various time bands, on a day-to-day and week-to-week basis, as well as on the basis of a rolling 30-day projection. Long-term liquidity needs for a 6-month and 1-year period are identified monthly.

The Company maintains cash to meet its liquidity requirements for up to 60-day periods. Excess cash are invested in time deposits or short-term marketable securities.

Funding for long-term liquidity needs is additionally secured by an adequate amount of committed credit facilities and the ability to sell long-term financial assets.

As at December 31, 2018 and 2017, the contractual maturities of the Company are all due in one year or less.

	<i>Note</i>	<b>2018</b>	2017
<b>Financial Liabilities</b>			
Claims and losses payable	12	<b>P53,381,601</b>	P129,668,186
Due to reinsurers*	13	<b>58,639,131</b>	52,553,243
Accrued expenses and other liabilities**	14	<b>3,333,664</b>	3,393,075
		<b>P115,354,396</b>	P185,614,504

\*Gross of due from reinsurer included under "Due to reinsurers - net" account

\*\*Excluding payable to regulatory agencies and deferred credits

The above contractual maturities reflect the gross cash flows, which is the same as the carrying values of the liabilities at reporting dates.



### Market Risk

Market risk is the risk of change in fair value of financial instruments from fluctuation in foreign exchange rates (foreign currency risk), market interest rates (interest rate risk) and market prices (price risk), whether such change in price is caused by factors specific to the individual instrument or its issuer or factors affecting all instruments traded in the market.

### Foreign Currency Risk

Most of the Company's transactions are carried out in Philippine peso, its functional currency. Exposures to currency exchange rates arise from the Company's cessions to Overseas Ventures Insurance Corporation Ltd. (OVINCOR) and collection on fire and marine insurance premiums from Petron, which are primarily denominated in US dollar.

The Company also holds US dollar-denominated cash and cash equivalents.

To mitigate the company's exposure to foreign currency risk, non-Philippine peso cash flows are monitored.

Foreign currency denominated financial assets and liabilities, translated into Philippine peso at the closing rate are as follows:

	2018		2017	
	US Dollar	Peso Equivalent*	US Dollar	Peso Equivalent*
Financial assets	\$2,716,381	P142,827,349	\$2,124,425	P106,072,557
Financial liabilities	(218,303)	(11,478,392)	(184,975)	(9,235,817)
Net exposure	\$2,498,078	P131,348,957	\$1,939,450	P96,836,740

\*Difference may arise due to rounding off differences

The Company reported net foreign exchange gain of P7.00 million and loss of P0.35 million in 2018 and 2017, respectively (Note 19), with the translation of its foreign currency-denominated assets and liabilities. These mainly resulted from the movements of the Philippine peso against the US dollar. As at December 31, 2018 and 2017, the closing rate of US dollar to peso is P52.58 and P49.93, respectively.

The management of foreign currency risk is also supplemented by monitoring the sensitivity of financial instruments to various foreign currency exchange rate scenarios. Foreign exchange movements affect reported equity through the retained earnings arising from increases or decreases in unrealized and realized foreign exchange gains or losses.

The following table demonstrates the sensitivity to a reasonably possible change in the US dollar exchange rate, with all other variables held constant, to income before tax and equity as at December 31:

	Change in US Dollar Exchange Rate	Effect on Income before Income Tax	Effect on Equity
2018	+1.25%	P1,641,862	P1,149,303
	-1.25%	(1,641,862)	(1,149,303)
2017	+1.02%	P987,735	P691,415
	-1.02%	(987,735)	(691,415)

In 2018, the peso volatility, as measured by the coefficient of variation of peso's daily closing rates, increased to 1.25% from 1.02% in 2017. The Company determined that this will best represent the movement of foreign exchange rate until the next reporting date.

Exposures to foreign exchange rates vary during the year depending on the volume of overseas transactions. Nonetheless, the analysis above is considered to be representative of the Company's currency risk.

#### *Interest Rate Risk*

The management of interest rate risk involves maintenance of appropriate blend of financial instruments with consideration on the maturity profile of the financial instruments.

The Company's exposure to such instruments is not significant as most of the investments have fixed interest rates and maturities.

#### *Price Risk*

Price risk is the risk that future cash flows will fluctuate because of changes in market prices of individual stocks and the changes in the level of Philippine Stock Exchange index (PSEi).

As at December 31, 2018 and 2017, the Company does not have an exposure to price risk as it does not have investments in equity securities.

#### Fair Value of Financial Instruments

The fair value of cash and cash equivalents, insurance receivables, interest receivables, security deposits, claims and losses payable, due from/to reinsurers, and accrued expenses and other liabilities (excluding amounts payable to government agencies and deferred credits), approximate their carrying amounts due to relatively short-term nature.

The fair value of investments in debt securities is presented in the fair value hierarchy.

#### Fair Value Hierarchy

Financial assets and financial liabilities measured at fair value in the statements of financial position are categorized in accordance with the fair value hierarchy. This hierarchy groups financial assets and financial liabilities into three levels based on the significance of inputs used in measuring the fair value of the financial assets and financial liabilities.

As at December 31, investments in debt securities is the only financial asset measured at fair value in the statements of financial position. The fair value hierarchy of the Company's investments in debt securities is as follows:

	2018				Total Fair Value
	Carrying Value	Level 1	Level 2	Level 3	
Investments in debt securities	P152,242,452	P -	P152,242,452	P -	P152,242,452

	2017				Total Fair Value
	Carrying Value	Level 1	Level 2	Level 3	
Investments in debt securities	P361,949,591	P200,742,331	P161,207,260	P -	P361,949,591

Fair value of other debt securities is estimated using either values obtained from independent parties offering pricing services or adjusted quoted market prices of comparable investments or using the discounted cash flow methodology. The market price reference in determining the market values is derived from Bloomberg Valuation in 2018 and Philippine Dealings and Exchange Corporation in 2017.

As at December 31, 2018 and 2017 the Company has no financial instruments valued based on Level 3. During the year, there were no transfers between Level 1 and Level 2 fair value measurements, and no transfers into and out of Level 3 fair value measurements.

## 6. Cash and Cash Equivalents

Cash and cash equivalents consists of:

	2018	2017
Cash on hand and in banks	<b>P26,099,261</b>	P29,714,290
Short-term placements	<b>331,512,344</b>	258,647,189
	<b>P357,611,605</b>	P288,361,479

Cash in banks generally earns interest at rates based on daily bank deposit rates. Short-term placements are made for varying periods of up to three (3) months depending on the immediate cash requirements of the Company, and earn annual interest ranging from 1.13% to 7.00% in 2018 and 0.50% to 3.25% in 2017.

Interest earned on cash in banks and short-term placements amounted to P8.41 million and P5.68 million in 2018 and 2017, respectively (Note 18). Accrued interest on cash and cash equivalents amounted to P0.54 million and P0.31 million in 2018 and 2017, respectively (see Note 11).

## 7. Insurance Receivables

Insurance receivables consist of:

	<i>Note</i>	2018	2017
Premium receivables			
Related party	22	<b>P39,332,596</b>	P32,565,004
Third parties		<b>241,934</b>	32,944
		<b>39,574,530</b>	32,597,948
Reinsurance recoverable on paid losses			
Third parties		<b>26,379,557</b>	26,570,254
Reinsurance recoverable on unpaid losses			
Related party	22	<b>7,244,527</b>	17,239,768
Third parties		<b>37,380,552</b>	101,528,013
		<b>44,625,079</b>	118,767,781
Reinsurers' share on IBNR	12	<b>12,972,003</b>	-
		<b>83,976,639</b>	145,338,035
Less allowance for impairment loss	20	<b>(971,993)</b>	-
		<b>P122,579,176</b>	P177,935,983

All of the Company's insurance receivables have been reviewed for indicators of impairment. As at December 31, 2018, receivables amounting to P0.97 million were found to be impaired.

The reconciliation of the allowance for impairment loss is as follows:

	<b>Note</b>	<b>2018</b>
Balance at beginning of year		<b>P -</b>
Impairment loss recognized during the year	20	<b>971,993</b>
Balance at end of year		<b>P971,993</b>

## 8. Investments in Debt Securities

This account consists of:

	<b>2018</b>	<b>2017</b>
Government securities	<b>P196,233,674</b>	P200,742,331
Other debt securities	<b>182,242,452</b>	161,207,260
	<b>P378,476,126</b>	P361,949,591

This account is comprised of investments in government and private securities. Government securities consists of bonds or other instruments of debt of the Government of the Philippines or its political subdivisions or instrumentalities, or of Government-owned and controlled corporations, including the Banko Sentral ng Pilipinas, which are lodged with the Bureau of Treasury, in accordance with the provisions of the Insurance Code for the benefit and security of policyholders and creditors of the Company.

This account bears fixed interest rates ranging from 3.88% to 7.02% and 2.13% to 5.30% in 2018 and 2017, respectively. In 2018 and 2017, interest income on these investments amounted to P15.85 million and P12.23 million, respectively (Note 18). As at December 31, 2018 and 2017, accrued interest on these investments amounted to P2.04 million and P1.65 million, respectively (Note 11).

The maturity profile of this account is as follows:

	<b>2018</b>	<b>2017</b>
Due in one year or less	<b>P40,202,969</b>	P29,878,200
Due after one year through five years	<b>338,273,157</b>	332,071,391
	<b>P378,476,126</b>	P361,949,591

The breakdown of investments by classification and measurement as of December 31 follows:

	<b>2018</b>	<b>2017</b>
Financial assets at amortized cost	<b>P226,233,674</b>	P -
Financial assets at FVOCI	<b>152,242,452</b>	-
AFS financial assets	-	361,949,591
	<b>P378,476,126</b>	P361,949,591

The reconciliation of the carrying amount of investments in debt securities as at December 31 is as follows:

	<b>2018</b>
<b>Financial Assets at Amortized Cost</b>	
Balance at beginning of year	P -
Reclassification from AFS	200,742,331
Remeasurement due to adoption of PFRS 9	753,951
Balance at beginning of year, as adjusted	201,496,282
Additions	55,000,000
Maturity	(30,000,000)
Amortization of premium	(262,608)
Balance at end of year	<b>P226,233,674</b>

	<b>2018</b>
<b>Financial Assets at FVOCI</b>	
Balance at beginning of year	P -
Reclassification from AFS	161,207,260
Balance at beginning of year, as adjusted	161,207,260
Additions	-
Maturity	-
Fair value loss	(8,540,553)
Amortization of premium	(424,255)
Balance at end of year	<b>P152,242,452</b>

	<b>2017</b>
<b>AFS Financial Assets</b>	
Balance at beginning of year	P304,026,468
Additions	131,150,229
Maturity	(70,000,000)
Fair value loss	(2,090,964)
Amortization of premium	(1,136,142)
Balance at end of year	<b>P361,949,591</b>

The reconciliation of remeasurement of investments in debt securities is as follows:

	<b>2018</b>	<b>2017</b>
Balance at beginning of year	<b>(P804,315)</b>	P659,358
Remeasurement due to adoption of PFRS 9, net of deferred tax	<b>527,765</b>	-
Balance at beginning of year, as adjusted	<b>(276,550)</b>	659,358
Net change in fair value of investments in debt securities	<b>(8,618,851)</b>	(1,731,863)
Net change in fair value of investments in debt securities transferred to profit or loss	<b>424,255</b>	268,190
Balance at end of year	<b>(P8,471,146)</b>	(P804,315)



## 9. Deferred Reinsurance Premiums

Deferred reinsurance premiums pertain to the portion of insurance premiums ceded out and that relates to the unexpired period of the policies at reporting dates.

The movement of this account for the years ended December 31 is as follows:

	<i>Note</i>	<b>2018</b>	2017
Balance at beginning of year		<b>P44,734,544</b>	P39,635,217
Premiums ceded	17	<b>562,773,419</b>	557,980,036
Premiums ceded related to expired periods		<b>(569,957,561)</b>	(552,880,709)
	17	<b>(7,184,142)</b>	5,099,327
Balance at end of year		<b>P37,550,402</b>	P44,734,544

## 10. Property and Equipment

The movement of this account follows:

	<i>Note</i>	<b>2018</b>		<b>Total</b>
		<b>Office Equipment</b>	<b>EDP Equipment</b>	
<b>Cost</b>				
January 1, 2018		<b>P3,016,326</b>	<b>P1,770,118</b>	<b>P4,786,444</b>
		<b>3,016,326</b>	<b>1,770,118</b>	<b>4,786,444</b>
<b>Accumulated Depreciation</b>				
January 1, 2018		<b>3,016,326</b>	<b>1,693,190</b>	<b>4,709,516</b>
Depreciation	20	-	<b>32,554</b>	<b>32,554</b>
		<b>3,016,326</b>	<b>1,725,744</b>	<b>4,742,070</b>
<b>Carrying amount</b>				
<b>December 31, 2018</b>		<b>P -</b>	<b>P44,374</b>	<b>P44,374</b>
		<b>2017</b>		
	<i>Note</i>	<b>Office Equipment</b>	<b>EDP Equipment</b>	<b>Total</b>
<b>Cost</b>				
January 1, 2017		<b>P3,016,326</b>	<b>P1,697,506</b>	<b>P4,713,832</b>
Additions		-	<b>72,612</b>	<b>72,612</b>
		<b>3,016,326</b>	<b>1,770,118</b>	<b>4,786,444</b>
<b>Accumulated Depreciation</b>				
January 1, 2017		<b>3,016,326</b>	<b>1,657,718</b>	<b>4,674,044</b>
Depreciation	20	-	<b>35,472</b>	<b>35,472</b>
		<b>3,016,326</b>	<b>1,693,190</b>	<b>4,709,516</b>
<b>Carrying amount</b>				
<b>December 31, 2017</b>		<b>P -</b>	<b>P76,928</b>	<b>P76,928</b>

---

## 11. Other Assets

Other assets consists of:

	<i>Note</i>	<b>2018</b>	2017
Creditable withholding tax (CWT)		<b>P9,852,049</b>	P14,313,571
Interest receivable	6, 8	<b>2,583,860</b>	1,960,808
Deferred input VAT		<b>684,896</b>	817,381
Security deposit		<b>180,733</b>	180,733
Others		<b>182,448</b>	325,627
		<b>P13,483,986</b>	P17,598,120

---

CWT pertains to the indirect tax paid by the Company that is withheld by its counterparty for the payment of its expenses and other purchases.

Security deposit was made with the IC in compliance with Section 378 of the Amended Insurance Code (R.A. No. 10607), to be used for payment of claims against insolvent insurance companies. As at December 31, 2018 and 2017, the balance of the deposit amounting to P0.18 million represents the Company's contribution to the deposit and it earns interest at rates determined by the IC annually. No interest income was earned from security deposit for the year ended December 31, 2018 and 2017.

---

## 12. Insurance Liabilities

Insurance liabilities consist of:

	<i>Note</i>	<b>2018</b>	2017
Claims and losses payable			
Related party	22	<b>P45,500,000</b>	P121,262,369
Third parties		<b>7,881,601</b>	8,405,817
		<b>53,381,601</b>	129,668,186
IBNR claims		<b>15,336,184</b>	24,235
		<b>68,717,785</b>	129,692,421
Reserve for unearned premiums		<b>41,171,777</b>	49,384,049
		<b>P109,889,562</b>	P179,076,470

---

In 2018, the Company adopted certain provisions in Circular Letter (CL) No. 2018-18 *Valuation Standards for Non-life Insurance Reserves* issued by the IC specifically the recognition of margin for adverse deviation (MfAD) on its IBNR. This will bring the IBNR claims to 75% percentile level of sufficiency. The Company recognized 50% of the Company specific MfAD in 2018 and nil in 2017, in accordance with the provision of IC CL No. 2018-19 *Amendment to Circular Letter No. 2016-69 "Implementation Requirements for Financial Reporting, Valuation Standards for Insurance Policy Reserves and Amended Risk-Based Capital (RBC2) Framework"*.

The movement in claims and losses payable and IBNR and reinsurance recoverable on unpaid losses are accounted for as follows:

	2018			2017		
	Claims and Losses Payable and IBNR	Reinsurance Recoverable on Unpaid Losses (Notes 7 and 12)	Net	Claims and Losses Payable and IBNR	Reinsurance Recoverable on Unpaid Losses (Notes 7 and 12)	Net
Balance at beginning of year	P129,692,421	P118,767,781	P10,924,640	P64,906,961	P61,489,490	P3,417,471
Claims and losses incurred during the year	10,204,893	2,638,906	7,565,987	80,155,696	60,673,745	19,481,951
Claims and losses paid - net of recoveries	(86,491,478)	(76,781,608)	(9,709,870)	(15,394,471)	(3,395,454)	(11,999,017)
Increase in IBNR	15,311,949	12,972,003	2,339,946	24,235	-	24,235
Balance at end of year	P68,717,785	P57,597,082	P11,120,703	P129,692,421	P118,767,781	P10,924,640

A reconciliation of reserve for unearned premiums is as follows:

	Note	2018	2017
Balance at beginning of year		P49,384,049	P43,598,443
Gross premiums written	17	600,820,356	591,776,619
Gross earned premiums	17	(609,032,628)	(585,991,013)
	17	(8,212,272)	5,785,606
Balance at end of year		P41,171,777	P49,384,049

Underwriting expenses consists of:

	Note	2018	2017
Claims and losses incurred during the year including IBNR		P25,516,842	P80,179,931
Reinsurers' share on IBNR	7	(12,972,003)	-
Reinsurance recoverable on unpaid losses		(2,205,552)	(3,514,000)
Loss recoveries		(1,455,882)	(59,618,451)
Others		27,795	(271,087)
Underwriting expenses		P8,911,200	P16,776,393

### 13. Due to Reinsurers - net

Due to reinsurers - net consists of:

	Note	2018	2017
Due to reinsurers			
Related party	22	P11,478,393	P9,235,832
Third parties		47,160,738	43,317,411
		58,639,131	52,553,243
Due from reinsurers			
Related party	22	957,070	779,530
Third parties		10,962,316	21,868,979
		11,919,386	22,648,509
Less allowance for impairment loss		-	(41,566)
		11,919,386	22,606,943
		P46,719,745	P29,946,300

Due to reinsurers pertains to the premiums payable to the reinsurers while due from reinsurers pertains to the Company's reinsurance commissions receivable.

All of the Company's receivables from reinsurers have been reviewed for indicators of impairment. As at December 31, 2018, no receivables were found to be impaired.

#### 14. Accrued Expenses and Other Liabilities

Accrued expenses and other liabilities consist of:

	<b>Note</b>	<b>2018</b>	2017
Payable to regulatory agencies			
National		<b>P10,562,402</b>	P10,346,294
Local		<b>3,604,930</b>	3,550,670
		<b>14,167,332</b>	13,896,964
Due to a related party	22	<b>1,301,040</b>	1,779,012
Accrued expenses		<b>1,084,726</b>	675,521
Unclaimed check		<b>522,545</b>	644,197
Accounts payable		<b>425,353</b>	294,345
Deferred credits		<b>31,086</b>	31,086
		<b>P17,532,082</b>	P17,321,125

#### 15. Deferred Reinsurance Commission

A reconciliation of deferred reinsurance commission is as follows:

	<b>2018</b>	2017
Balance at beginning of year	<b>P2,101,652</b>	P1,266,913
Reinsurance commissions for the year	<b>13,271,999</b>	13,341,341
Reinsurance commissions earned for the year	<b>(14,007,494)</b>	(12,506,602)
	<b>(735,495)</b>	834,739
Balance at end of year	<b>P1,366,157</b>	P2,101,652

#### 16. Equity

As at December 31, capital stock consists of:

	<b>2018</b>	2017
<b>Authorized</b>		
Par value per share	<b>1,000</b>	1,000
Number of shares	<b>400,000</b>	400,000
<b>Issued and Outstanding</b>		
Number of shares	<b>350,000</b>	335,000
Capital stock	<b>P350,000,000</b>	P335,000,000

On September 27, 2018, the BOD declared 15,000 stock dividend in favor of Petron with an aggregate value of P15.00 million from the Company's unissued authorized capital stock.

On September 20, 2017, the BOD declared 65,000 stock dividend in favor of Petron with an aggregate value of P65.00 million from the Company's unissued authorized capital stock.

As at December 31, 2018 and 2017, the Company's unappropriated retained earnings amounted to P370.80 million and P305.37 million, respectively. The Company is required under insurance regulations to maintain prescribed amount of capital including reserves such as contributed surplus and retained earnings.

## 17. Net Premiums Earned

The reconciliation of movement in net premiums earned is as follows:

	<i>Note</i>	<b>2018</b>	2017
<b>Gross Earned Premiums</b>			
Gross premiums written	12	<b>P600,820,356</b>	P591,776,619
Decrease (increase) in reserve for unearned premiums	12	<b>8,212,272</b>	(5,785,606)
	12	<b>609,032,628</b>	585,991,013
<b>Reinsurers' Share of Gross Earned Premiums</b>			
Reinsurers' share of gross premiums	9	<b>562,773,419</b>	557,980,036
Decrease (increase) in deferred reinsurance premiums	9	<b>7,184,142</b>	(5,099,327)
		<b>569,957,561</b>	552,880,709
		<b>P39,075,067</b>	P33,110,304

## 18. Interest Income Calculated Using the Effective Interest Method

Interest income calculated using the effective interest method consists of:

	<i>Note</i>	<b>2018</b>	2017
Cash and cash equivalents	6	<b>P8,410,095</b>	P5,680,996
Investments in debt securities at amortized cost	8	<b>8,493,750</b>	4,850,903
Investments in debt securities at FVOCI	8	<b>7,357,461</b>	7,377,183
		<b>P24,261,306</b>	P17,909,082

## 19. Other Income - net

Other income - net consists of:

	<i>Note</i>	<b>2018</b>	2017
Service fees	22	<b>P30,815,875</b>	P33,962,474
No claim bonus		<b>11,196,406</b>	12,306,699
Realized foreign exchange gain - net		<b>8,373,894</b>	1,937,945
Profit commission		<b>2,452,861</b>	2,089,816
Unrealized foreign exchange loss - net		<b>(1,368,938)</b>	(1,587,652)
Other income - net		<b>451,477</b>	1,162,452
		<b>P51,921,575</b>	P49,871,734



Service fees pertains to services provided by the Company to Petron other than underwriting services which are permitted as per Company's Amended Articles of Incorporation.

No claim bonus is the amount received from reinsurers in the event of no claims made throughout the coverage period.

## 20. General and Administrative Expenses

General and administrative expenses consists of:

	<b>Note</b>	<b>2018</b>	2017
Outside services		<b>P13,307,257</b>	P11,425,427
Impairment losses on receivables	7	<b>971,993</b>	-
Taxes and licenses		<b>767,980</b>	604,396
Professional fees		<b>569,490</b>	589,800
Rent	22, 24	<b>440,985</b>	428,140
Association dues		<b>387,770</b>	317,769
Bad debts written off		<b>368,025</b>	-
Advertising		<b>159,392</b>	152,309
Transportation and travel		<b>153,785</b>	133,288
Office supplies		<b>135,888</b>	109,338
Communication		<b>89,309</b>	113,497
Representation		<b>88,723</b>	105,196
Depreciation	10	<b>32,554</b>	35,472
Training		<b>11,753</b>	90,368
Miscellaneous		<b>11,992</b>	4,314
		<b>P17,496,896</b>	P14,109,314

## 21. Income Taxes

Income tax expense consists of:

	<b>2018</b>	2017
Current income tax	<b>P18,012,969</b>	P14,649,877
Deferred income tax	<b>(619,492)</b>	(1,738,971)
Final tax	<b>4,880,749</b>	3,600,712
	<b>P22,274,226</b>	P16,511,618

The reconciliation between income tax computed at statutory income tax rate of 30.00% and the Company's income tax expense is as follows:

	<b>2018</b>	2017
Income before income tax	<b>P102,857,346</b>	P82,512,015
Income tax computed at statutory income tax rate of 30%	<b>P30,857,204</b>	P24,753,605
Decrease in income tax resulting from tax effects of:		
Excess of OSD over itemized deductions	<b>(6,197,806)</b>	(6,469,974)
Interest income subjected to final tax	<b>(2,397,642)</b>	(1,772,013)
Others	<b>12,470</b>	-
Income tax expense	<b>P22,274,226</b>	P16,511,618

Deferred tax assets arises from the following:

	2018	2017
<b>Amount Charged to Profit or Loss</b>		
Provision for loss reserves	<b>P911,622</b>	P826,485
IBNR claims	<b>567,654</b>	7,270
Unrealized foreign exchange gain	<b>410,681</b>	476,295
Deferred reinsurance commissions	<b>409,847</b>	630,496
Allowance for impairment loss	<b>291,598</b>	12,470
Provision for loss adjustments	<b>36,907</b>	55,800
	<b>2,628,309</b>	2,008,816
<b>Amount Charged to OCI</b>		
Changes in fair value of investments in debt securities	<b>464,478</b>	344,707
Deferred Tax Asset	<b>P3,092,787</b>	P2,353,523

The movements of deferred tax assets are accounted for as follows:

	2018	2017
Amount charged to profit or loss	<b>(P619,493)</b>	(P1,738,971)
Amount charged to OCI	<b>(119,771)</b>	(627,289)
	<b>(P739,264)</b>	(P2,366,260)

#### Optional Standard Deduction

Effective July 2008, Republic Act (RA) No. 9504 was approved giving corporate taxpayers an option to claim itemized deduction or OSD equivalent to 40.00% of gross income. Once the option to use OSD is made, it shall be irrevocable for the taxable year for which the option was made.

The Company opted to use OSD for its annual income tax return in 2018 and 2017.

## **22. Related Party Disclosures**

The Company's related parties include its parent company, entities under common control and others as described below. Details of related party transactions in 2018 and 2017 are as follows:

Category/Transaction	Note	Year	Amount of the Transaction	Outstanding Balance		Terms	Conditions
				Due from Related Parties	Due to Related Parties		
<b>Parent Company</b>							
Premiums written	7, 22.a	2018	<b>P599,928,272</b>	<b>P39,332,596</b>	P -	On-demand;	Unsecured;
		2017	526,482,872	32,565,004	-	non-interest bearing	no impairment
Service fees	19, 22.b	2018	<b>30,815,875</b>	-	-	On-demand;	Unsecured;
		2017	33,962,474	-	-	non-interest bearing	no impairment
Claims	12, 22.a	2018	<b>1,582,042</b>	-	<b>45,500,000</b>	On-demand;	Unsecured;
		2017	59,662,369	-	121,262,369	non-interest bearing	no impairment
Management fee	14, 22.c	2018	<b>12,712,371</b>	-	<b>1,301,040</b>	On-demand;	Unsecured;
		2017	11,375,420	-	1,779,012	non-interest bearing	no impairment
<b>Entities under Common Control</b>							
Premiums ceded	9, 13, 22.a	2018	<b>48,247,839</b>	-	<b>11,478,393</b>	On-demand;	Unsecured;
		2017	40,648,616	-	9,235,832	non-interest bearing	no impairment
Commissions earned	13	2018	<b>2,869,947</b>	<b>957,070</b>	-	On-demand;	Unsecured;
		2017	2,342,400	779,530	-	non-interest bearing	no impairment
Reinsurance recoverable on unpaid losses	7	2018	<b>570,657</b>	<b>7,244,527</b>	-	On-demand;	Unsecured;
		2017	9,175,108	17,239,768	-	non-interest bearing	no impairment
<b>TOTAL</b>		<b>2018</b>		<b>P47,534,193</b>	<b>P58,279,433</b>		
<b>TOTAL</b>		2017		P50,584,302	P132,277,213		

- 22.a In the normal course of business, the Company provides insurance cover to its parent company, Petron, and obtains certain reinsurance coverage from OVINCOR, a wholly-owned subsidiary of Petron and incorporated under the laws of Bermuda.
- 22.b The Company provides services to Petron other than underwriting services which are permitted under its Amended Articles of Incorporation.
- 22.c The Company entered into a management agreement with Petron for the latter to provide necessary manpower and office space facilities to support its operations for a period of four years. This agreement is effective from January 1, 2013 until either Petron or the Company provides a written notice of termination of the management agreement.

Total expenses charged to operations from this management agreement are as follows:

	<i>Note</i>	<b>2018</b>	2017
Outside services		<b>P12,178,836</b>	P10,855,697
Rent	20, 24	<b>440,985</b>	428,140
Advertising		<b>64,755</b>	62,652
Transportation and travel		<b>15,607</b>	18,218
Office supplies		<b>12,188</b>	10,713
		<b>P12,712,371</b>	P11,375,420

#### Key Management Compensation

There is no compensation for key management personnel in 2018 and 2017 since the key management roles are held by employees of Petron.

---

### **23. Capital Management and Regulatory Requirements**

The Company's capital management objectives are:

- to ensure the Company's ability to continue as a going concern; and
- to provide an adequate return to shareholders by applying with the capital requirements and limitation enforced by the IC and aligning the Company's operation strategy to its corporate goals.

The Company maintains a certain level of capital to ensure sufficient solvency margins and to adequately protect the policyholders. The level of capital maintained is usually higher than the minimum capital requirements set by the IC and the amount computed under the risk-based capital (RBC) model.

The Company manages capital through a process that determines future projected capital requirements through the development of long-term financial plans and projections that consider the impact of surplus of new business, profitability of in-force business and other major corporate initiatives that will affect capitalization levels.

The IC is interested in protecting the rights of the policyholders and maintaining close vigil to ensure that the Company is satisfactorily managing the affairs for policyholders' benefits.

The Company considers capital stock, contributed surplus, remeasurement of investments in debt securities and retained earnings as capital it manages.

There were no changes made to its capital base, objectives, policies and processes from previous years.

*Net Worth Requirements*

Under the Amended Insurance Code (Republic Act 10607) which was approved on August 15, 2013, every insurance company doing business in the Philippines needs to comply with the following net worth requirements:

<b>Net Worth</b>	<b>Compliance Date</b>
P250,000,000	On or before June 30, 2013
550,000,000	On or before December 31, 2016
900,000,000	On or before December 31, 2019
1,300,000,000	On or before December 31, 2022

As at December 31, 2018 and 2017, the Company has complied with the net worth requirements, based on internal calculations. The final amount of net worth can be determined only after the accounts of the Company have been examined by the IC, especially as to the admitted and non-admitted assets as defined under the Insurance Code.

In order to comply with the increase in net worth requirement in 2019, management will request for a capital infusion from Petron.

*RBC2 Requirements*

IC Circular No. 2016-68, *Amended RBC2 Framework*, provides for the RBC2 framework for the non-life insurance industry to establish the required amounts of capital to be maintained by the insurance companies in relation to the risks an insurance company is exposed to. Every non-life insurance company is annually required to maintain an RBC2 ratio of at least 100.00% and not to fail the trend test. Failure to meet the minimum RBC2 ratio shall subject the insurance company to regulatory intervention which could be at various levels depending on the degree of the violation.

The RBC2 ratio shall be calculated as total available capital (TAC) divided by the RBC2 requirement. TAC is the aggregate of Tier 1 and Tier 2 capital minus deductions, subject to applicable limits determined by IC. With Tier 1 Capital being the capital fully available to cover losses at all times on a going concern and winding up basis. And Tier 2 Capital as the capital that can also provide additional buffer to the insurance company, though it is not of the same high quality as Tier 1 Capital. RBC2 requirement shall be computed based on the formula provided in the Circular and shall include credit risk, insurance risk, market risk, operational risk, catastrophe risk, and surrender risk.

As at December 31, 2018 and 2017, the Company has complied with RBC2 requirements based on internal calculations.

The final RBC2 ratio can be determined only after the accounts of the Company have been examined by the IC, specifically as to admitted and non-admitted assets as defined under the Insurance Code.

## 24. Lease Commitments

The Company has determined that the significant risks and rewards for properties leased from a related party are retained by the lessor.

On April 27, 2015, the Company has renewed its noncancelable operating lease agreement for office premises with terms of five (5) years which covered the periods from June 1, 2015 to May 31, 2020. The lease agreement includes escalation clauses that allow a reasonable increase in rates. The lease is renewable under certain terms and conditions.

As at December 31, future minimum rental payments under the new lease agreement are as follows:

	2018	2017
Within one year	<b>P454,214</b>	P440,985
After one year but not more than five years	<b>191,581</b>	645,795
	<b>P645,795</b>	P1,086,780

Rent expense amounting to P0.44 million and P0.43 million in 2018 and 2017, respectively, is presented as rent under the "General and administrative expenses" account in profit or loss (Note 20).

## 25. Maturity Analysis of Assets and Liabilities

The following table show an analysis of assets and liabilities analyzed according to whether they are expected to be recovered or settled within 12 months and beyond 12 months from financial reporting date.

	Note	December 31, 2018			December 31, 2017		
		Due Within 12 months	Due Beyond 12 months	Total	Due Within 12 months	Due Beyond 12 months	Total
<b>Financial Assets</b>							
Cash and cash equivalents	6	P357,611,605	P -	P357,611,605	P288,361,479	P -	P288,361,479
Insurance receivables*	7	65,954,087	-	65,954,087	59,168,202	-	59,168,202
Investment in debt securities	8	40,202,969	338,273,157	378,476,126	29,878,200	332,071,391	361,949,591
Due from reinsurers**	13	11,919,386	-	11,919,386	22,648,509	-	22,648,509
Other assets***	11	2,583,860	180,733	2,764,593	1,960,808	180,733	2,141,541
		<b>478,271,907</b>	<b>338,453,890</b>	<b>816,725,797</b>	402,017,198	332,252,124	734,269,322
<b>Non-financial Assets</b>							
Insurance receivables	7	57,597,082	-	57,597,082	118,767,781	-	118,767,781
Deferred reinsurance premiums	9	37,550,402	-	37,550,402	44,734,544	-	44,734,544
Property and equipment	10	-	4,786,444	4,786,444	-	4,786,444	4,786,444
Deferred tax assets	21	-	3,092,787	3,092,787	-	2,353,523	2,353,523
Other assets	11	10,719,393	-	10,719,393	15,456,579	-	15,456,579
		<b>105,866,877</b>	<b>7,879,231</b>	<b>113,746,108</b>	178,958,904	7,139,967	186,098,871
Less							
Allowance for impairment loss	7, 13	-	971,993	971,993	-	41,566	41,566
Accumulated depreciation	10	-	4,742,070	4,742,070	-	4,709,516	4,709,516
		-	5,714,063	5,714,063	-	4,751,082	4,751,082
		<b>P584,138,784</b>	<b>P340,619,058</b>	<b>P924,757,842</b>	P580,976,102	P334,641,009	P915,617,111
<b>Financial Liabilities</b>							
Claims and losses payable****	12	P53,381,601	P -	P53,381,601	P129,668,186	P -	P129,668,186
Due to reinsurers	13	58,639,131	-	58,639,131	52,553,243	-	52,553,243
Accrued expenses and other liabilities	14	3,333,664	-	3,333,664	3,393,075	-	3,393,075
		<b>115,354,396</b>	-	<b>115,354,396</b>	185,614,504	-	185,614,504
<b>Nonfinancial Liabilities</b>							
Insurance liabilities	12	56,507,961	-	56,507,961	49,408,284	-	49,408,284
Accrued expenses and other liabilities	14	14,198,418	-	14,198,418	13,928,050	-	13,928,050
Deferred reinsurance commission	15	1,366,157	-	1,366,157	2,101,652	-	2,101,652
		<b>72,072,536</b>	-	<b>72,072,536</b>	P65,437,986	-	65,437,986
		<b>P187,426,932</b>	<b>P -</b>	<b>P187,426,932</b>	P251,052,490	<b>P -</b>	P251,052,490

\*Excluding reinsurance recoverable on unpaid losses, reinsurers' share on IBNR and gross of allowance for impairment loss

\*\*Included under "Due to reinsurers - net" account and gross of allowance for impairment loss

\*\*\*Includes Interest receivable and Security deposit

\*\*\*\*Included under "Insurance liabilities" account



---

**26. Supplementary Information Required Under Revenue Regulations No. 15-2010 of the Bureau of Internal Revenue (BIR)**

The BIR has issued RR No. 15-2010 which requires certain tax information to be disclosed in the notes to the financial statements. The Company presented the required supplementary tax information as a separate schedule attached to its annual income tax return.



R.G. Manabat & Co.  
The KPMG Center, 9/F  
6787 Ayala Avenue, Makati City  
Philippines 1226  
Telephone +63 (2) 885 7000  
Fax +63 (2) 894 1985  
Internet www.kpmg.com.ph  
Email ph-inquiry@kpmg.com.ph

**REPORT OF INDEPENDENT AUDITORS  
TO ACCOMPANY SUPPLEMENTARY INFORMATION FOR FILING  
WITH THE SECURITIES AND EXCHANGE COMMISSION**

The Board of Directors and Stockholders  
**Petrogen Insurance Corporation**  
SMC Head Office Complex  
40 San Miguel Avenue, Mandaluyong City

We have audited, in accordance with Philippine Standards on Auditing, the financial statements of Petrogen Insurance Corporation ("the Company") as at and for the year ended December 31, 2018, on which we have rendered our report dated March 12, 2019.

Our audit was made for the purpose of forming an opinion on the basic financial statements of the Company taken as a whole. The supplementary information in the accompanying Schedule of Philippine Financial Reporting Standards and Interpretations is the responsibility of the Company's management.

This supplementary information is presented for purposes of complying with the Securities Regulation Code Rule 68, As Amended, and is not a required part of the basic financial statements. Such supplementary information has been subjected to the auditing procedures applied in the audit of the basic financial statements and, in our opinion, is fairly stated, in all material respects, in relation to the basic financial statements taken as a whole.

**R.G. MANABAT & CO.**

*Vanessa P. Macamos*

VANESSA P. MACAMOS  
Partner  
CPA License No. 0102309  
IC Accreditation No. F-2017-017-O, valid until November 26, 2020  
SEC Accreditation No. 1619-A, Group A, valid until March 15, 2020  
Tax Identification No. 920-961-311  
BIR Accreditation No. 08-001987-38-2016  
Issued December 16, 2016; valid until December 15, 2019  
PTR No. MKT 7333621  
Issued January 3, 2019 at Makati City

March 12, 2019  
Makati City, Metro Manila

## PETROGEN INSURANCE CORPORATION

### LIST OF EFFECTIVE STANDARDS AND INTERPRETATIONS SCHEDULE OF ALL PHILIPPINE FINANCIAL REPORTING STANDARDS (PFRS) [WHICH CONSIST OF PFRS, PHILIPPINE ACCOUNTING STANDARDS (PAS) AND PHILIPPINE INTERPRETATIONS] EFFECTIVE AND NOT EFFECTIVE AS AT DECEMBER 31, 2018

PHILIPPINE FINANCIAL REPORTING STANDARDS AND INTERPRETATIONS Effective as of December 31, 2018		Adopted	Not Adopted	Not Applicable
<b>Philippine Financial Reporting Standards</b>				
<b>PFRS 1 (Revised)</b>	First-time Adoption of Philippine Financial Reporting Standards			✓
	Amendments to PFRS 1 and PAS 27: Cost of an Investment in a Subsidiary, Jointly Controlled Entity or Associate			✓
	Amendments to PFRS 1: Additional Exemptions for First-time Adopters			✓
	Amendment to PFRS 1: Limited Exemption from Comparative PFRS 7 Disclosures for First-time Adopters			✓
	Amendments to PFRS 1: Severe Hyperinflation and Removal of Fixed Date for First-time Adopters			✓
	Amendments to PFRS 1: Government Loans			✓
	Annual Improvements to PFRSs 2009 - 2011 Cycle: First-time Adoption of Philippine Financial Reporting Standards - Repeated Application of PFRS 1			✓
	Annual Improvements to PFRSs 2009 - 2011 Cycle: Borrowing Cost Exemption			✓
	Annual Improvements to PFRSs 2011 - 2013 Cycle: PFRS version that a first-time adopter can apply			✓
	Annual Improvements to PFRSs 2014 - 2016 Cycle: Deletion of short-term exemptions for first-time adopters			✓
<b>PFRS 2</b>	Share-based Payment			✓
	Amendments to PFRS 2: Vesting Conditions and Cancellations			✓
	Amendments to PFRS 2: Group Cash-settled Share-based Payment Transactions			✓
	Annual Improvements to PFRSs 2010 - 2012 Cycle: Meaning of 'vesting condition'			✓
	Amendments to PFRS 2: Classification and Measurement of Share-based Payment Transactions			✓
<b>PFRS 3 (Revised)</b>	Business Combinations			✓
	Annual Improvements to PFRSs 2010 - 2012 Cycle: Classification and measurement of contingent consideration			✓
	Annual Improvements to PFRSs 2011 - 2013 Cycle: Scope exclusion for the formation of joint arrangements			✓
	Annual Improvements to PFRSs 2015-2017 Cycle: Amendments to PFRS 3 and PFRS 11 - Previously held interest in a joint operation			✓
	Amendments to PFRS 3: Definition of a Business			✓

\*These standards will be effective January 1, 2019 and were not adopted early by the Company.

\*\*These standards will be effective January 1, 2023 and were not adopted early by the Company.



PHILIPPINE FINANCIAL REPORTING STANDARDS AND INTERPRETATIONS Effective as of December 31, 2018		Adopted	Not Adopted	Not Applicable
PFRS 4	Insurance Contracts	✓		
	Amendments to PAS 39 and PFRS 4: Financial Guarantee Contracts			✓
	Amendments to PFRS 4: Applying PFRS 9, Financial Instruments with PFRS 4, Insurance Contracts	✓		
PFRS 5	Non-current Assets Held for Sale and Discontinued Operations			✓
	Annual Improvements to PFRSs 2012 - 2014 Cycle: Changes in method for disposal			✓
PFRS 6	Exploration for and Evaluation of Mineral Resources			✓
PFRS 7	Financial Instruments: Disclosures	✓		
	Amendments to PFRS 7: Transition			✓
	Amendments to PAS 39 and PFRS 7: Reclassification of Financial Assets			✓
	Amendments to PAS 39 and PFRS 7: Reclassification of Financial Assets - Effective Date and Transition			✓
	Amendments to PFRS 7: Improving Disclosures about Financial Instruments	✓		
	Amendments to PFRS 7: Disclosures - Transfers of Financial Assets			✓
	Amendments to PFRS 7: Disclosures - Offsetting Financial Assets and Financial Liabilities	✓		
	Amendments to PFRS 7: Mandatory Effective Date of PFRS 9 and Transition Disclosures	✓		
	Annual Improvements to PFRSs 2012 - 2014 Cycle: 'Continuing involvement' for servicing contracts			✓
	Annual Improvements to PFRSs 2012 - 2014 Cycle: Offsetting disclosures in condensed interim financial statements			✓
PFRS 8	Operating Segments			✓
	Annual Improvements to PFRSs 2010 - 2012 Cycle: Disclosures on the aggregation of operating segments			✓
PFRS 9	Financial Instruments (2014)	✓		
	Amendments to PFRS 9: Prepayment Features with Negative Compensation			✓
PFRS 10	Consolidated Financial Statements			✓
	Amendments to PFRS 10, PFRS 11, and PFRS 12: Consolidated Financial Statements, Joint Arrangements and Disclosure of Interests in Other Entities: Transition Guidance			✓
	Amendments to PFRS 10, PFRS 12, and PAS 27 (2011): Investment Entities			✓
	Amendments to PFRS 10 and PAS 28: Sale or Contribution of Assets between an Investor and its Associate or Joint Venture			✓
	Amendments to PFRS 10, PFRS 12 and PAS 28: Investment Entities: Applying the Consolidation Exception			✓

\*These standards will be effective January 1, 2019 and were not adopted early by the Company.

\*\*These standards will be effective January 1, 2023 and were not adopted early by the Company



PHILIPPINE FINANCIAL REPORTING STANDARDS AND INTERPRETATIONS Effective as of December 31, 2018		Adopted	Not Adopted	Not Applicable
PFRS 11	Joint Arrangements			✓
	Amendments to PFRS 10, PFRS 11, and PFRS 12: Consolidated Financial Statements, Joint Arrangements and Disclosure of Interests in Other Entities: Transition Guidance			✓
	Amendments to PFRS 11: Accounting for Acquisitions of Interests in Joint Operations			✓
	Annual Improvements to PFRSs 2015-2017 Cycle: Amendments to PFRS 3 and PFRS 11 - Previously held interest in a joint operation			✓
PFRS 12	Disclosure of Interests in Other Entities			✓
	Amendments to PFRS 10, PFRS 11, and PFRS 12: Consolidated Financial Statements, Joint Arrangements and Disclosure of Interests in Other Entities: Transition Guidance			✓
	Amendments to PFRS 10, PFRS 12, and PAS 27 (2011): Investment Entities			✓
	Amendments to PFRS 10, PFRS 12 and PAS 28: Investment Entities: Applying the Consolidation Exception			✓
	Annual Improvements to PFRSs 2014 - 2016 Cycle: Clarification of the scope of the standard			✓
PFRS 13	Fair Value Measurement	✓		
	Annual Improvements to PFRSs 2010 - 2012 Cycle: Measurement of short-term receivables and payables	✓		
	Annual Improvements to PFRSs 2011 - 2013 Cycle: Scope of portfolio exception			✓
PFRS 14	Regulatory Deferral Accounts			✓
PFRS 15	Revenue from Contracts with Customers	✓		
PFRS 16	Leases		✓*	
PFRS 17	Insurance Contracts		✓**	
<b>Philippine Accounting Standards</b>				
PAS 1 (Revised)	Presentation of Financial Statements	✓		
	Amendment to PAS 1: Capital Disclosures	✓		
	Amendments to PAS 32 and PAS 1: Puttable Financial Instruments and Obligations Arising on Liquidation			✓
	Amendments to PAS 1: Presentation of Items of Other Comprehensive Income	✓		
	Annual Improvements to PFRSs 2009 - 2011 Cycle: Presentation of Financial Statements - Comparative Information beyond Minimum Requirements	✓		
	Annual Improvements to PFRSs 2009 - 2011 Cycle: Presentation of the Opening Statement of Financial Position and Related Notes	✓		
	Amendments to PAS 1: Disclosure Initiative	✓		
	Amendments to PAS 1 and PAS 8: Definition of Material	✓		

\*These standards will be effective January 1, 2019 and were not adopted early by the Company.

\*\*These standards will be effective January 1, 2023 and were not adopted early by the Company



PHILIPPINE FINANCIAL REPORTING STANDARDS AND INTERPRETATIONS Effective as of December 31, 2018		Adopted	Not Adopted	Not Applicable
PAS 2	Inventories			✓
PAS 7	Statement of Cash Flows	✓		
	Amendments to PAS 7: Disclosure Initiative	✓		
PAS 8	Accounting Policies, Changes in Accounting Estimates and Errors	✓		
	Amendments to PAS 1 and PAS 8: Definition of Material	✓		
PAS 10	Events after the Reporting Period	✓		
PAS 12	Income Taxes	✓		
	Amendment to PAS 12: Deferred Tax: Recovery of Underlying Assets			✓
	Amendments to PAS 12: Recognition of Deferred Tax Assets for Unrealized Losses	✓		
	Annual Improvements to PFRSs 2015-2017 Cycle: Amendments to PAS 12 - Income tax consequences of payments on financial instruments classified as equity			✓
PAS 16	Property, Plant and Equipment	✓		
	Annual Improvements to PFRSs 2009 - 2011 Cycle: Property, Plant and Equipment - Classification of Servicing Equipment			✓
	Annual Improvements to PFRSs 2010 - 2012 Cycle: Restatement of accumulated depreciation (amortization) on revaluation (Amendments to PAS 16 and PAS 38)	✓		
	Amendments to PAS 16 and PAS 38: Clarification of Acceptable Methods of Depreciation and Amortization	✓		
	Amendments to PAS 16 and PAS 41: Agriculture: Bearer Plants			✓
PAS 17	Leases	✓		
PAS 19 (Amended)	Employee Benefits			✓
	Amendments to PAS 19: Defined Benefit Plans: Employee Contributions			✓
	Annual Improvements to PFRSs 2012 - 2014 Cycle: Discount rate in a regional market sharing the same currency - e.g. the Eurozone			✓
	Amendments to PAS 19: Plan Amendment, Curtailment or Settlement			✓
PAS 20	Accounting for Government Grants and Disclosure of Government Assistance			✓
PAS 21	The Effects of Changes in Foreign Exchange Rates	✓		
	Amendment: Net Investment in a Foreign Operation			✓
PAS 23 (Revised)	Borrowing Costs			✓
	Annual Improvements to PFRSs 2015-2017 Cycle: Amendments to PAS 23 - Borrowing costs eligible for capitalization			✓

\*These standards will be effective January 1, 2019 and were not adopted early by the Company.

\*\*These standards will be effective January 1, 2023 and were not adopted early by the Company

PHILIPPINE FINANCIAL REPORTING STANDARDS AND INTERPRETATIONS Effective as of December 31, 2018		Adopted	Not Adopted	Not Applicable
<b>PAS 24 (Revised)</b>	Related Party Disclosures	✓		
	Annual Improvements to PFRSs 2010 - 2012 Cycle: Definition of 'related party'	✓		✓
<b>PAS 26</b>	Accounting and Reporting by Retirement Benefit Plans			✓
<b>PAS 27 (Amended)</b>	Separate Financial Statements			✓
	Amendments to PFRS 10, PFRS 12, and PAS 27 (2011): Investment Entities			✓
	Amendments to PAS 27: Equity Method in Separate Financial Statements			✓
<b>PAS 28 (Amended)</b>	Investments in Associates and Joint Ventures			✓
	Amendments to PFRS 10 and PAS 28: Sale or Contribution of Assets between an Investor and its Associate or Joint Venture			✓
	Amendments to PFRS 10, PFRS 12 and PAS 28: Investment Entities: Applying the Consolidation Exception			✓
	Annual Improvements to PFRSs 2014 - 2016 Cycle: Measuring an associate or joint venture at fair value			✓
	Amendments to PAS 28: Long-term Interests in Associates and Joint Ventures			✓
<b>PAS 29</b>	Financial Reporting in Hyperinflationary Economies			✓
<b>PAS 32</b>	Financial Instruments: Disclosure and Presentation	✓		
	Amendments to PAS 32 and PAS 1: Puttable Financial Instruments and Obligations Arising on Liquidation			✓
	Amendment to PAS 32: Classification of Rights Issues			✓
	Amendments to PAS 32: Offsetting Financial Assets and Financial Liabilities	✓		
	Annual Improvements to PFRSs 2009 - 2011 Cycle: Financial Instruments Presentation - Income Tax Consequences of Distributions			✓
<b>PAS 33</b>	Earnings per Share			✓
<b>PAS 34</b>	Interim Financial Reporting			✓
	Annual Improvements to PFRSs 2009 - 2011 Cycle: Interim Financial Reporting - Segment Assets and Liabilities			✓
	Annual Improvements to PFRSs 2012 - 2014 Cycle: Disclosure of information "elsewhere in the interim financial report"			✓
<b>PAS 36</b>	Impairment of Assets	✓		
	Amendments to PAS 36: Recoverable Amount Disclosures for Non-Financial Assets	✓		
<b>PAS 37</b>	Provisions, Contingent Liabilities and Contingent Assets	✓		

\*These standards will be effective January 1, 2019 and were not adopted early by the Company.

\*\*These standards will be effective January 1, 2023 and were not adopted early by the Company



PHILIPPINE FINANCIAL REPORTING STANDARDS AND INTERPRETATIONS Effective as of December 31, 2018		Adopted	Not Adopted	Not Applicable
PAS 38	Intangible Assets			✓
	Annual Improvements to PFRSs 2010 - 2012 Cycle: Restatement of accumulated depreciation (amortization) on revaluation (Amendments to PAS 16 and PAS 38)			✓
	Amendments to PAS 16 and PAS 38: Clarification of Acceptable Methods of Depreciation and Amortization			✓
PAS 39	Financial Instruments: Recognition and Measurement			✓
	Amendments to PAS 39: Transition and Initial Recognition of Financial Assets and Financial Liabilities			✓
	Amendments to PAS 39: Cash Flow Hedge Accounting of Forecast Intragroup Transactions			✓
	Amendments to PAS 39: The Fair Value Option			✓
	Amendments to PAS 39 and PFRS 4: Financial Guarantee Contracts			✓
	Amendments to PAS 39 and PFRS 7: Reclassification of Financial Assets			✓
	Amendments to PAS 39 and PFRS 7: Reclassification of Financial Assets - Effective Date and Transition			✓
	Amendments to Philippine Interpretation IFRIC-9 and PAS 39: Embedded Derivatives			✓
	Amendment to PAS 39: Eligible Hedged Items			✓
	Amendment to PAS 39: Novation of Derivatives and Continuation of Hedge Accounting			✓
PAS 40	Investment Property			✓
	Annual Improvements to PFRSs 2011 - 2013 Cycle: Inter-relationship of PFRS 3 and PAS 40 (Amendment to PAS 40)			✓
	Amendments to PAS 40: Transfers of Investment Property			✓
PAS 41	Agriculture			✓
	Amendments to PAS 16 and PAS 41: Agriculture: Bearer Plants			✓
<b>Philippine Interpretations</b>				
IFRIC 1	Changes in Existing Decommissioning, Restoration and Similar Liabilities			✓
IFRIC 2	Members' Share in Co-operative Entities and Similar Instruments			✓
IFRIC 4	Determining Whether an Arrangement Contains a Lease	✓		
IFRIC 5	Rights to Interests arising from Decommissioning, Restoration and Environmental Rehabilitation Funds			✓
IFRIC 6	Liabilities arising from Participating in a Specific Market - Waste Electrical and Electronic Equipment			✓
IFRIC 7	Applying the Restatement Approach under PAS 29 Financial Reporting in Hyperinflationary Economies			✓
IFRIC 10	Interim Financial Reporting and Impairment			✓
IFRIC 12	Service Concession Arrangements			✓

\*These standards will be effective January 1, 2019 and were not adopted early by the Company.

\*\*These standards will be effective January 1, 2023 and were not adopted early by the Company



PHILIPPINE FINANCIAL REPORTING STANDARDS AND INTERPRETATIONS Effective as of December 31, 2018		Adopted	Not Adopted	Not Applicable
IFRIC 14	PAS 19 - The Limit on a Defined Benefit Asset, Minimum Funding Requirements and their Interaction			✓
	Amendments to Philippine Interpretations IFRIC- 14, Prepayments of a Minimum Funding Requirement			✓
IFRIC 16	Hedges of a Net Investment in a Foreign Operation			✓
IFRIC 17	Distributions of Non-cash Assets to Owners			✓
IFRIC 19	Extinguishing Financial Liabilities with Equity Instruments			✓
IFRIC 20	Stripping Costs in the Production Phase of a Surface Mine			✓
IFRIC 21	Levies			✓
IFRIC 22	Foreign Currency Transactions and Advance Consideration	✓		
IFRIC 23	Uncertainty over Income Tax Treatments		✓*	
SIC-7	Introduction of the Euro			✓
SIC-10	Government Assistance - No Specific Relation to Operating Activities			✓
SIC-15	Operating Leases - Incentives			✓
SIC-25	Income Taxes - Changes in the Tax Status of an Entity or its Shareholders			✓
SIC-27	Evaluating the Substance of Transactions Involving the Legal Form of a Lease	✓		
SIC-29	Service Concession Arrangements: Disclosures.			✓
SIC-32	Intangible Assets - Web Site Costs			✓
<b>Philippine Interpretations Committee Questions and Answers</b>				
PIC Q&A 2006-01	PAS 18, Appendix, paragraph 9 - Revenue recognition for sales of property units under pre-completion contracts			✓
PIC Q&A 2006-02	PAS 27.10(d) - Clarification of criteria for exemption from presenting consolidated financial statements			✓
PIC Q&A 2007-02	PAS 20.24.37 and PAS 39.43 - Accounting for government loans with low interest rates			✓
PIC Q&A 2007-03	PAS 40.27 - Valuation of bank real and other properties acquired (ROPA)			✓
PIC Q&A 2008-01- Revised	PAS 19.78 - Rate used in discounting post-employment benefit obligations			✓
PIC Q&A 2009-01	Framework.23 and PAS 1.23 - Financial statements prepared on a basis other than going concern			✓
PIC Q&A 2010-02	PAS 1R.16 - Basis of preparation of financial statements	✓		
PIC Q&A 2010-03	PAS 1 Presentation of Financial Statements - Current/non-current classification of a callable term loan			✓
PIC Q&A 2011-02	PFRS 3.2 - Common Control Business Combinations			✓
PIC Q&A 2011-03	Accounting for Inter-company Loans			✓
PIC Q&A 2011-04	PAS 32.37-38 - Costs of Public Offering of Shares			✓

\*These standards will be effective January 1, 2019 and were not adopted early by the Company.

\*\*These standards will be effective January 1, 2023 and were not adopted early by the Company



PHILIPPINE FINANCIAL REPORTING STANDARDS AND INTERPRETATIONS Effective as of December 31, 2018		Adopted	Not Adopted	Not Applicable
PIC Q&A 2011-05	PFRS 1.D1-D8 - Fair Value or Revaluation as Deemed Cost			✓
PIC Q&A 2011-06	PFRS 3, Business Combinations (2008), and PAS 40, Investment Property - Acquisition of Investment properties - asset acquisition or business combination?			✓
PIC Q&A 2012-01	PFRS 3.2 - Application of the Pooling of Interests Method for Business Combinations of Entities Under Common Control in Consolidated Financial Statements			✓
PIC Q&A 2012-02	Cost of a New Building Constructed on the Site of a Previous Building			✓
PIC Q&A 2013-02	Conforming Changes to PIC Q&As - Cycle 2013			✓
PIC Q&A 2013-03 (Revised)	PAS 19 - Accounting for Employee Benefits under a Defined Contribution Plan subject to Requirements of Republic Act (RA) 7641, The Philippine Retirement Law			✓
PIC Q&A 2015-01	Conforming Changes to PIC Q&As - Cycle 2015			✓
PIC Q&A 2016-01	Conforming Changes to PIC Q&As - Cycle 2016			✓
PIC Q&A 2016-02	PAS 32 and PAS 38 - Accounting Treatment of Club Shares Held by an Entity			✓
PIC Q&A 2016-03	Accounting for Common Areas and the Related Subsequent Costs by Condominium Corporations			✓
PIC Q&A 2016-04	Application of PFRS 15 "Revenue from Contracts with Customers" on Sale of Residential Properties under Pre-Completion Contracts			✓
PIC Q&A 2017-01	Conforming Changes to PIC Q&As - Cycle 2017	✓		
PIC Q&A 2017-02	PAS 2 and PAS 16 - Capitalization of operating lease cost as part of construction costs of a building			✓
PIC Q&A 2017-03	PAS 28 - Elimination of profits and losses resulting from transactions between associates and/or joint ventures			✓
PIC Q&A 2017-04	PAS 24 - Related party relationships between parents, subsidiary, associate and non-controlling shareholder	✓		
PIC Q&A 2017-05	PFRS 7 - Frequently asked questions on the disclosure requirements of financial instruments under PFRS 7, Financial Instruments: Disclosures	✓		
PIC Q&A 2017-06	PAS 2, 16 and 40 - Accounting for Collector's Items			✓
PIC Q&A 2017-07	PFRS 10 - Accounting for reciprocal holdings in associates and joint ventures			✓
PIC Q&A 2017-08	PFRS 10 - Requirement to prepare consolidated financial statements where an entity disposes of its single investment in a subsidiary, associate or joint venture			✓
PIC Q&A 2017-09	PAS 17 and Philippine Interpretation SIC-15 - Accounting for payments between and among lessors and lessees	✓		
PIC Q&A 2017-10	PAS 40 - Separation of property and classification as investment property			✓
PIC Q&A 2017-11	PFRS 10 and PAS 32 - Transaction costs incurred to acquire outstanding non-controlling interest or to sell non-controlling interest without a loss of control			✓

\*These standards will be effective January 1, 2019 and were not adopted early by the Company.

\*\*These standards will be effective January 1, 2023 and were not adopted early by the Company



PHILIPPINE FINANCIAL REPORTING STANDARDS AND INTERPRETATIONS Effective as of December 31, 2018		Adopted	Not Adopted	Not Applicable
PIC Q&A 2017-12	Subsequent Treatment of Equity Component Arising from Intercompany Loans			✓
PIC Q&A 2018-01	Voluntary changes in accounting policy			✓
PIC Q&A 2018-02	Non-controlling interests and goodwill impairment test			✓
PIC Q&A 2018-03	Fair value of PPE and depreciated replacement cost			✓
PIC Q&A 2018-04	Inability to measure fair value reliably for biological assets within the scope of PAS 41			✓
PIC Q&A 2018-05	Maintenance requirement of an asset held under lease			✓
PIC Q&A 2018-06	Cost of investment in subsidiaries in SFS when pooling is applied			✓
PIC Q&A 2018-07	Cost of an associate, joint venture, or subsidiary in separate financial statements			✓
PIC Q&A 2018-08	Accounting for the acquisition of non-wholly owned subsidiary that is not a business			✓
PIC Q&A 2018-09	Classification of deposits and progress payments as monetary or non-monetary items			✓
PIC Q&A 2018-10	Scope of disclosure of inventory write-down			✓
PIC Q&A 2018-11	Classification of land by real estate developer			✓
PIC Q&A 2018-12	PFRS 15 implementation issues affecting the real estate industry			✓
PIC Q&A 2018-13	Conforming Changes to PIC Q&As - Cycle 2018	✓		
PIC Q&A 2018-14	PFRS 15 - Accounting for Cancellation of Real Estate Sales			✓
PIC Q&A 2018-15	PAS 1- Classification of Advances to Contractors in the Nature of Prepayments: Current vs. Non-current			✓
PIC Q&A 2018-16	PFRS 13 - Level of fair value hierarchy of government securities using Bloomberg's standard rule on fair value hierarchy			✓
PIC Q&A 2019-01	Accounting for service charges under PFRS 15, Revenue from Contracts with Customers			✓
PIC Q&A 2019-02	Accounting for cryptographic assets			✓

\*These standards will be effective January 1, 2019 and were not adopted early by the Company.

\*\*These standards will be effective January 1, 2023 and were not adopted early by the Company

**Legend:**

**Adopted** - means a particular standard or interpretation is relevant to the operations of the entity (even if it has no effect or no material effect on the financial statements), for which there may be a related particular accounting policy made in the financial statements and/or there are current transactions the amounts or balances of which are disclosed on the face or in the notes of the financial statements.

**Not Adopted** - means a particular standard or interpretation is effective but the entity did not adopt it due to either of these two reasons: 1) The entity has deviated or departed from the requirements of such standard or interpretation; or 2) The standard provides for an option to early adopt it but the entity decided otherwise.

**Not Applicable** - means the standard or interpretation is not relevant at all to the operations of the entity.





**Petrogen Insurance Corporation**  
SMC Head Office Complex, # 40 San Miguel Avenue,  
Mandaluyong City 1550  
Tel. No. (632) 8-884-9200  
Fax No. (632) 8-884-9163  
VAT Reg. TIN No.: 005-034-674-000

**STATEMENT OF MANAGEMENT'S RESPONSIBILITY  
FOR FINANCIAL STATEMENTS**

The Management of **Petrogen Insurance Corporation** (the "Company") is responsible for the preparation and fair presentation of the financial statements including the schedules attached therein, for the years ended **December 31, 2018 and 2017**, in accordance with the prescribed financial reporting framework indicated therein, and for such internal control as Management determines is necessary to enable the preparation of financial statements that are free from material misstatement, whether due to fraud or error.

In preparing the financial statements, Management is responsible for assessing the Company's ability to continue as a going concern, disclosing, as applicable matters related to going concern and using the going concern basis of accounting unless Management either intends to liquidate the Company or to cease operations, or has no realistic alternative but to do so.

The Board of Directors is responsible for overseeing the Company's financial reporting process.

The Board of Directors reviews and approves the financial statements including the schedules attached therein, and submits the same to the stockholders.

R.G. Manabat & Co., the independent auditor appointed by the Board, has audited the financial statements of the Company in accordance with Philippine Standards on Auditing, and in its report to the stockholders, has expressed its opinion on the fairness of presentation upon completion of such audit.

\_\_\_\_\_  
**LUBIN B. NEFOMUCENO**  
Chairman

\_\_\_\_\_  
**EMMANUEL E. ERAÑA**  
President / CEO

\_\_\_\_\_  
**ALBERTITO S. SARTE**  
Treasurer

\_\_\_\_\_  
**DENNIS S. JANSON**  
Controller

Signed this 11th day of March 2019.